

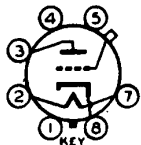


6K5-GT/G

6K5-GT/G

HIGH-MU TRIODE

Heater	Coated Unipotential Cathode	
Voltage	6.3	a-c or d-c volts
Current	0.3	amp.
Direct Interelectrode Capacitances (Approx.):		
Grid to Plate	2.0	$\mu\mu\text{f}$
Grid to Cathode	2.4	$\mu\mu\text{f}$
Plate to Cathode	3.6	$\mu\mu\text{f}$
Maximum Overall Length		3-5/16"
Maximum Seated Height		2-3/4"
Maximum Diameter		1-5/16"
Bulb		T-9
Cap		Skirted Miniature
Base	Small Wafer Octal 7-Pin, Sleeve	
Pin 1 - Base Sleeve		Pin 5 - No Connection
Pin 2 - Heater		Pin 7 - Heater
Pin 3 - Plate		Pin 8 - Cathode
Pin 4 - No Connection		Cap - Grid
Mounting Position		Any



BOTTOM VIEW (G-5U)

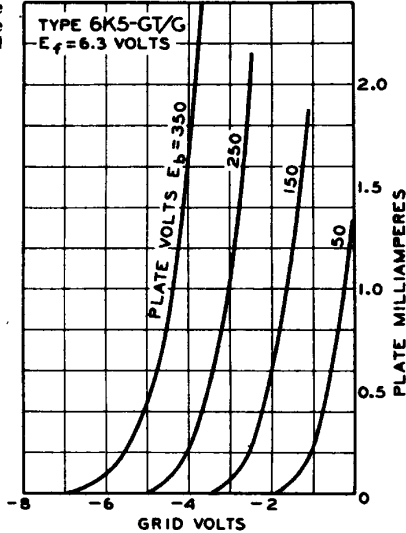
Maximum Ratings Are Design-Center Values

AMPLIFIER

Plate Voltage		250 max.	volts
Characteristics - Class A₁ Amplifier:			
Plate	100	250	volts
Grid	-1.5	-3	volts
Amp. Fact.	70	70 approx.	
Plate Res.	78000	50000 approx.	ohms
Transcond.	900	1400	μmhos
Plate Cur.	0.35	1.1	ma.

In circuits where the cathode is not directly connected to the heater, the potential difference between heater and cathode should be kept as low as possible.

AVERAGE CHARACTERISTICS



← Indicates a change.

Jan. 1, 1943

RCA VICTOR DIVISION
RADIO CORPORATION OF AMERICA, HARRISON, NEW JERSEY

DATA

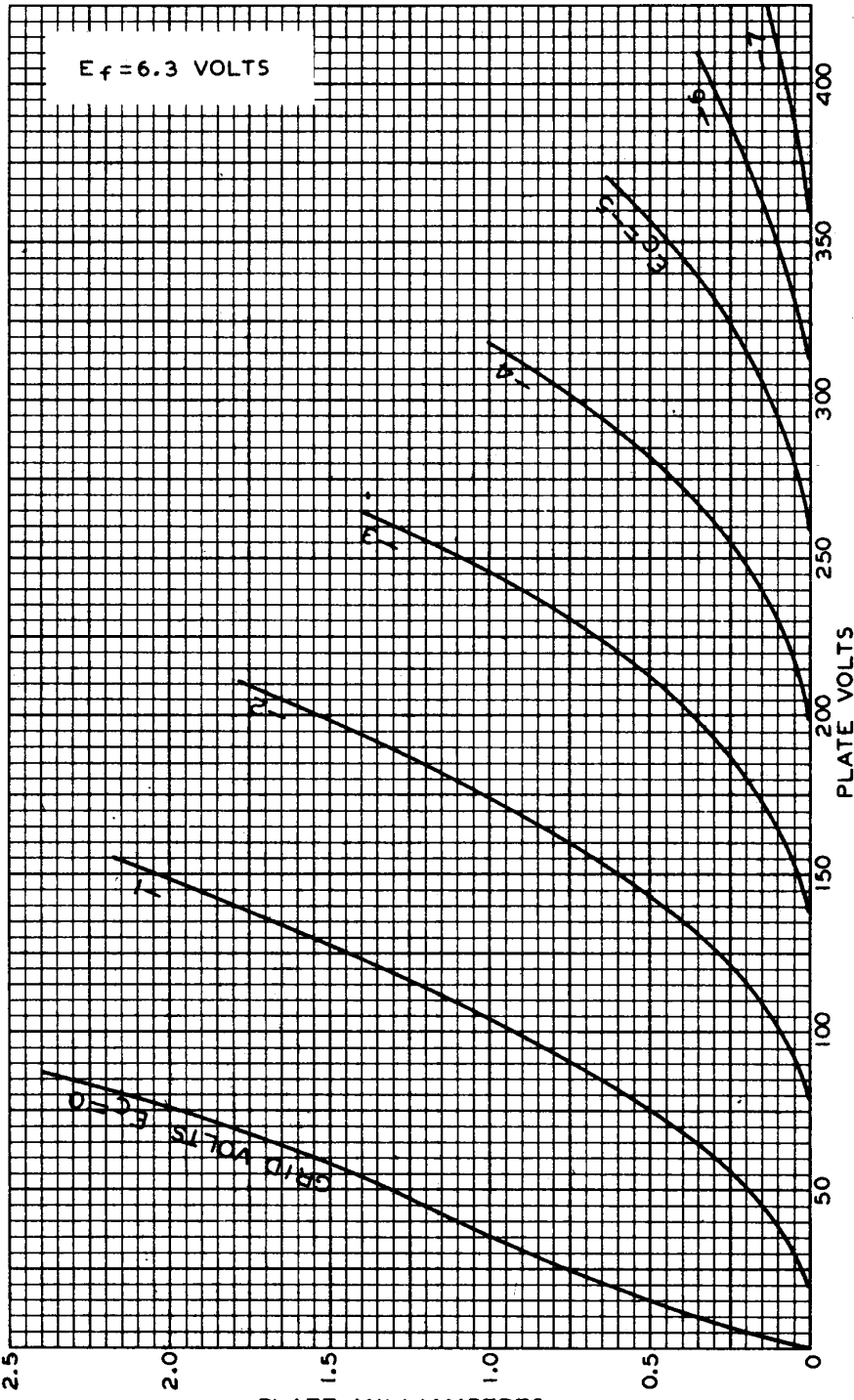
92C-6154

6K5-GT/G



6K5-GT/G

AVERAGE PLATE CHARACTERISTICS



MAY 1, 1940

PLATE MILLIAMPERES
RCA VICTOR DIVISION
RADIO CORPORATION OF AMERICA, HARRISON, NEW JERSEY

92C-4785