



5R4-GY FULL-WAVE VACUUM RECTIFIER

5R4-GY

GENERAL DATA

Electrical:

Filament, Coated:*

Voltage. 5 ac or dc volts

Current. 2 amp

Mechanical:

Mounting Position. Vertical, or Horizontal with pins
1 and 4 in vertical plane

Maximum Overall Length 5-5/16"

Maximum Seated Length. 4-3/4"

Maximum Diameter 2-1/16"

Bulb ST-16

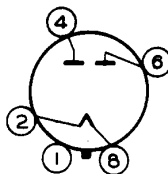
Base Medium-Shell Octal 5-Pin, Micanol

Basing Designation for BOTTOM VIEW G-5T

Pin 1 - No Connection

Pin 2 - Filament

Pin 4 - Plate No.2



Pin 6 - Plate No.1

Pin 8 - Filament

FULL-WAVE RECTIFIER

Maximum Ratings, Design-Center Values:

	<i>For Altitudes up to 40000 ft.</i>		<i>For Altitudes up to 20000 ft.</i>	
PEAK INVERSE PLATE VOLT. (No Load)	2100 max.	2400 max.	2800 max.	volts
PEAK PLATE CURRENT PER PLATE . . .	650 max.	650 max.	650 max.	ma
DC OUTPUT CURRENT:				
With capacitor input to filter	250 max.	175 max.	150 max.	ma
With choke input to filter . . .	250 max.	250 max. ^o	175 max. [•]	ma

Typical Operation with Capacitor-Input Filter:

	<i>For Altitudes up to 40000 ft.</i>		<i>For Altitudes up to 20000 ft.</i>	
AC Plate-to-Plate Supply Voltage (RMS):				
Full Load . . .	1400 . .	1500 . .	1800 . .	volts
No Load.	1500 . .	1700 . .	2000 . .	volts
Filter Input				
Capacitor.	4	4	4	μf

* See curve for conditions necessitating delay in application of plate voltage until filament has reached operating temperature.

^o, [•]: See next page.

← Indicates a change.

SEPT. 30, 1948

TUBE DEPARTMENT
RADIO CORPORATION OF AMERICA, HARRISON, NEW JERSEY

DATA

5R4-GY



5R4-GY FULL-WAVE VACUUM RECTIFIER

	<u>For Altitudes up to 40000 ft.</u>		<u>For Altitudes up to 20000 ft.</u>	
Total Effect. Plate-Supply Impedance per Plate [▲] . . .	125	500	575	ohms
DC Output Current.	250	150	150	ma
DC Output Volt. at Input to Filter:				
At Half Load . . .	790*	900*	1060*	volts
At Full Load . . .	700*	810*	950*	volts
Voltage Regulation, Half-Load to Full-Load Current . . .	90*	90*	110*	volts
→ Typical Operation with Choke-Input Filter:				
	<u>For Altitudes up to 40000 ft.</u>		<u>For Altitudes up to 20000 ft.</u>	
AC Plate-to-Plate Supply Voltage (RMS):				
Full Load	1500		1900	volts
No Load	1700		2000	volts
Filter Input Choke	5		10	henries
DC Output Current	250		175	ma
DC Output Voltage at Input to Filter:				
At Half Load	590*		810*	volts
At Full Load	550*		750*	volts
Voltage Regulation, Half-Load to Full-Load Current	40*		60*	volts
<p>○ For choke not less than 5 henries.</p> <p>● For choke not less than 10 henries.</p> <p>▲ Indicated values for conditions shown will limit peak plate current to max. rated value. When a filter-input capacitor larger than 4 μf is used, it may be necessary to use more plate-supply impedance than the value shown to limit the peak plate current to the rated value.</p> <p>* values are approximate.</p>				
→ Indicates a change.				

SEPT. 30, 1948

TUBE DEPARTMENT
RADIO CORPORATION OF AMERICA, HARRISON, NEW JERSEY

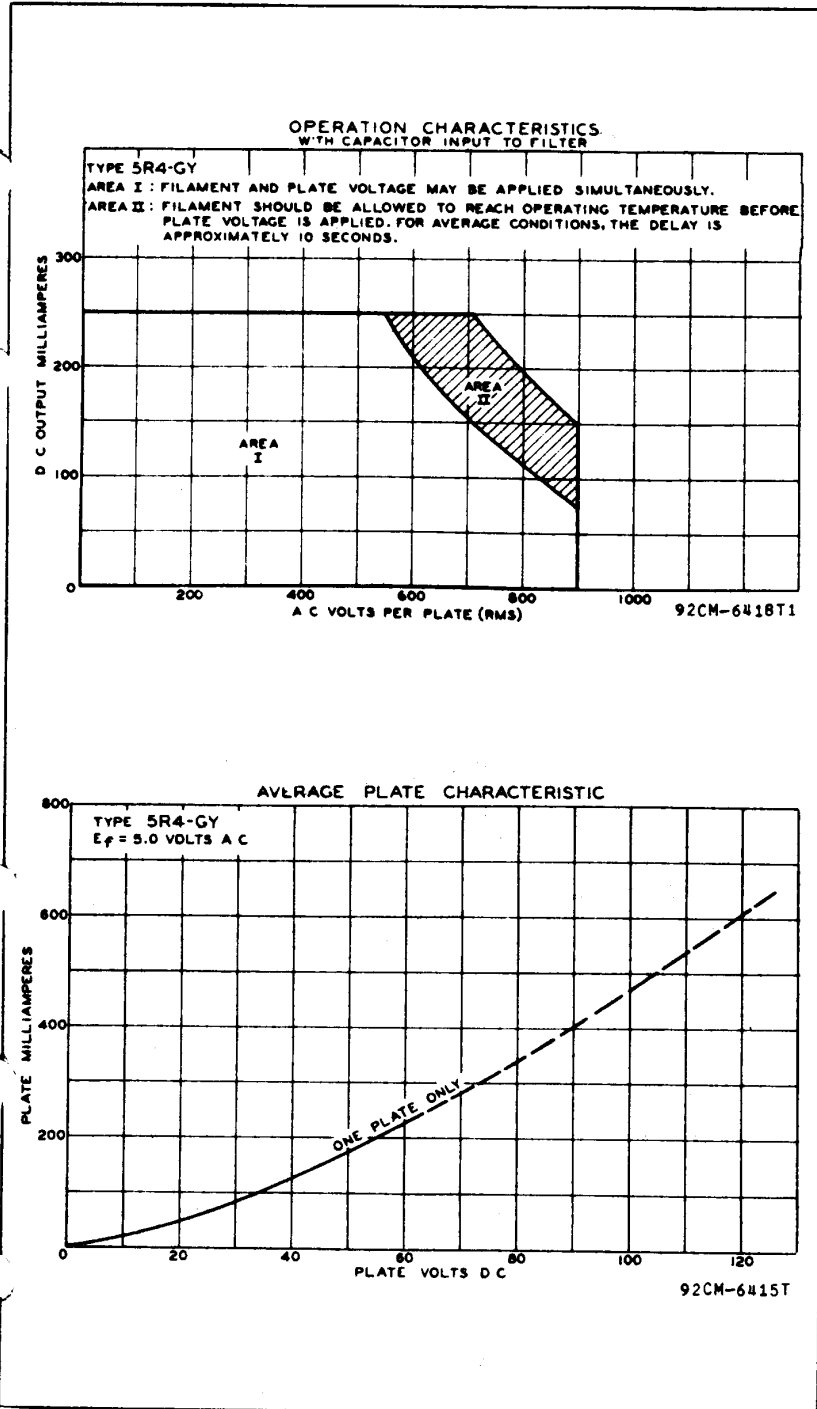
DATA



5R4-GY

FULL-WAVE VACUUM RECTIFIER

5R4-GY



SEPT. 30, 1948

TUBE DEPARTMENT
RADIO CORPORATION OF AMERICA, HARRISON, NEW JERSEY

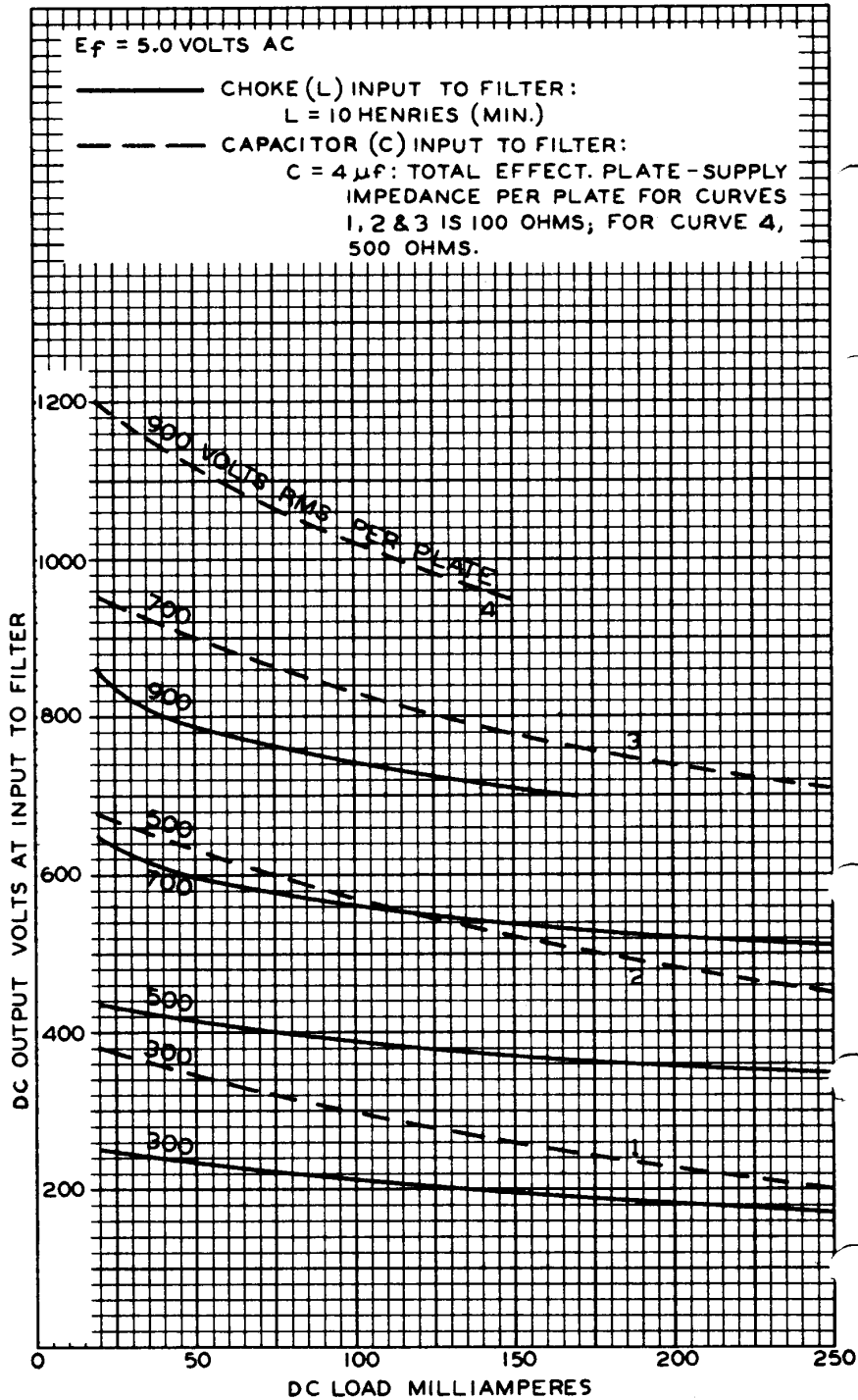
CE-6418T1-6415T

5R4-GY



5R4-GY

OPERATION CHARACTERISTICS



SEPT. 30, 1948

TUBE DEPARTMENT
RADIO CORPORATION OF AMERICA, HARRISON, NEW JERSEY

92CM-6416R2