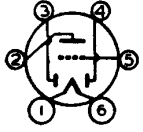




IB5/25S

IB5

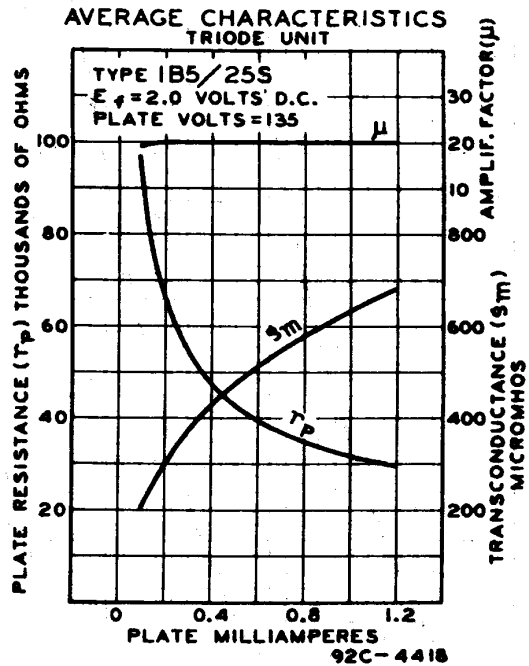
DUPLEX-DIODE TRIODE

Filament	Coated	
Voltage	2.0	d-c volts
Current	0.06	amp.
Direct Interelectrode Capacitances - Triode Unit:		
Grid to Plate	3.6	μf
Grid to Filament	1.6	μf
Plate to Filament	1.9	μf
Maximum Overall Length		4-3/16" ←
Maximum Diameter		1-9/16" ←
Bulb		ST-12
Base		Small 6-Pin
Pin 1-Filament +		
Pin 2-Triode Plate		
Pin 3-Diode Plate #2*		
		
		Pin 4-Diode Plate #1*
		Pin 5-Triode Grid
		Pin 6-Filament -
Mounting Position	BOTTOM VIEW	Vertical, Base Down ◊ ←

* Diode Plate #2 is at positive end of filament; Diode Plate #1 is at negative end of filament.

◊ Horizontal operation permitted if plane of filament is vertical.

For additional data and curves, refer to type 1H6-G. The 1B5/25S and the 1H6-G are identical electrically.



← Indicates a change.

APRIL 20, 1938

RCA RADOTRON DIVISION
RCA MANUFACTURING COMPANY, INC.

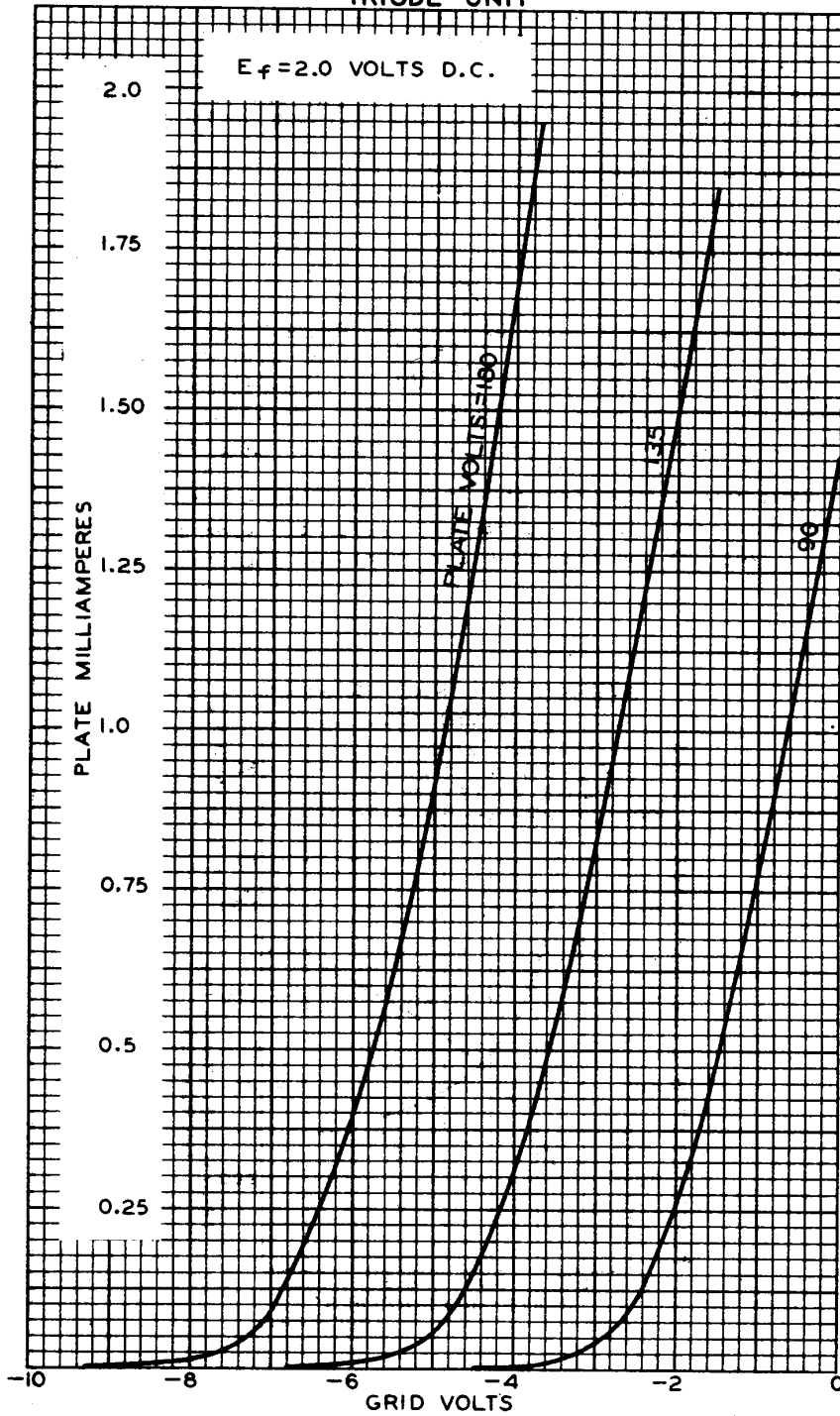
DATA

1B5



1B5

AVERAGE CHARACTERISTICS TRIODE UNIT



MAY 21, 1935

RCA RADIOTRON DIVISION
RCA MANUFACTURING COMPANY, INC.

92C-4417