





I-V



HALF-WAVE HIGH-VACUUM RECTIFIER

The I-v supersedes the mercury-vapor type I and is interchangeable with it.

Heater	Coated Unipotential Cathode	
Voltage	6.3	a-c or d-c volts
Current	0.3	amp.
Maximum Overall Length		4-3/16"
Maximum Diameter		1-9/16"
Bulb		ST-12
Base		Small 4-Pin
Pin 1-Heater		Pin 3-Cathode
Pin 2-Plate		Pin 4-Heater
Mounting Position	BOTTOM VIEW (4G)	Any

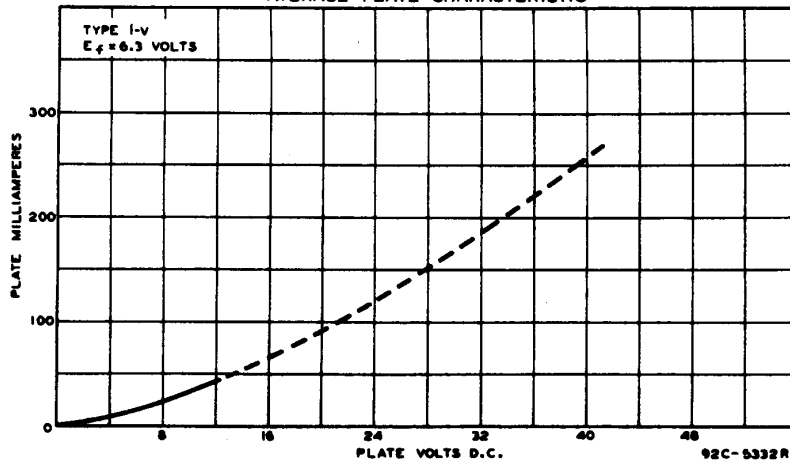


HALF-WAVE RECTIFIER

Peak Inverse Voltage	1000 max. volts		
Peak Plate Current	270 max. ma.		
D-C Heater-Cathode Potential	500 max. volts		
Typical Operation with Condenser-Input Filter:			
A-C Plate Voltage (RMS)	117	150	325 max. volts
Total Effective Plate-Supply Impedance [▲]	0 min.	30 min.	75 min. ohms
D-C Output Current	45 max.	45 max.	45 max. ma.

- Under no condition of operation should the normal operating heater voltage of 6.3 volts ever fluctuate to exceed a maximum of 7.5 volts.
- ▲ When a filter-input condenser larger than 40 μ f is used, it may be necessary to use more plate-supply impedance than the minimum value shown to limit the peak plate current to the rated value.

AVERAGE PLATE CHARACTERISTIC



FEB. 2, 1940

RCA RADIOTRON DIVISION
RCA MANUFACTURING COMPANY, INC.

DATA

I-V

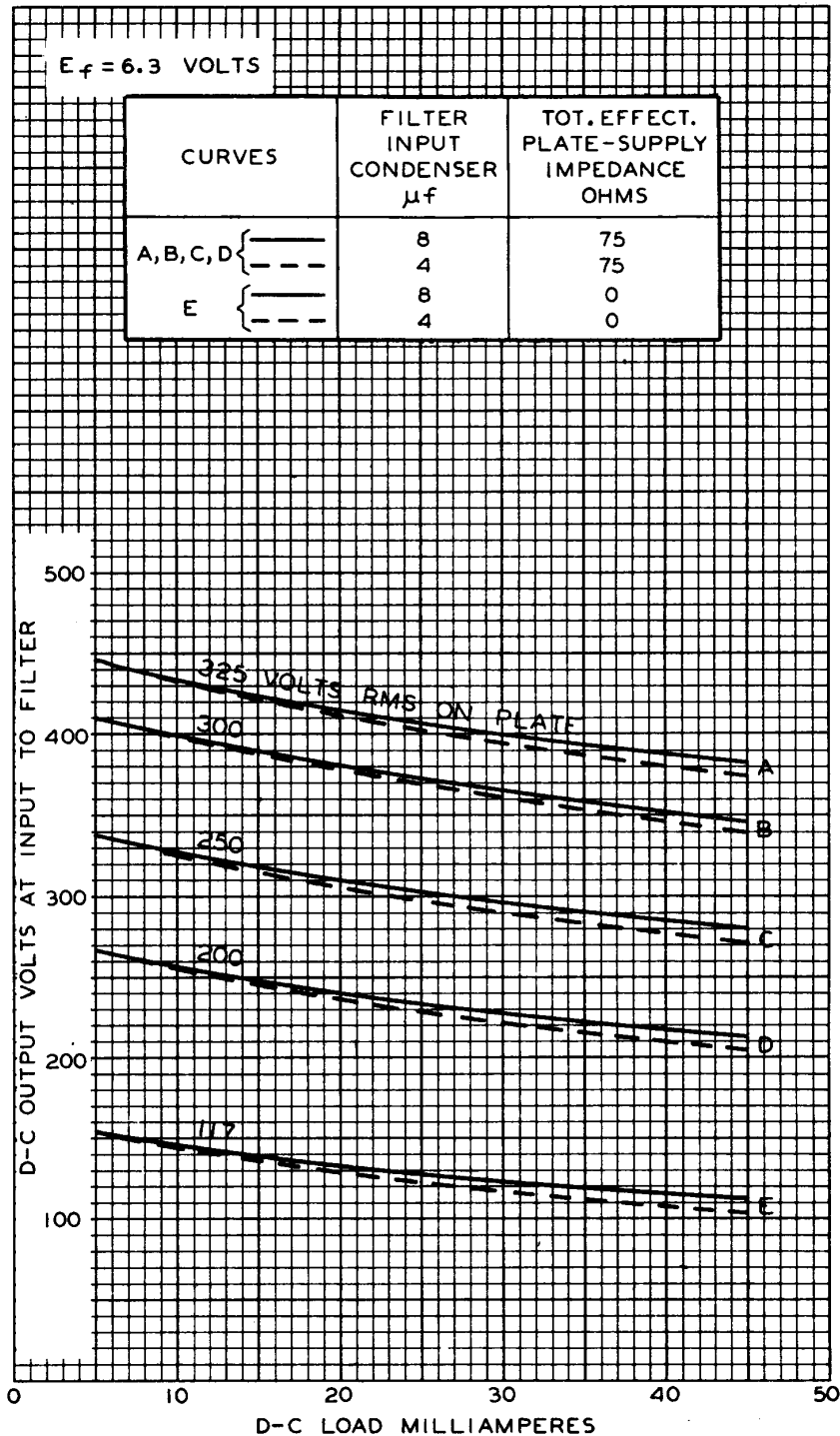


I-V

OPERATION CHARACTERISTICS

$E_f = 6.3$ VOLTS

CURVES	FILTER INPUT CONDENSER μf	TOT. EFFECT. PLATE-SUPPLY IMPEDANCE OHMS
A, B, C, D {	8	75
	4	75
E {	8	0
	4	0



DEC. 29, 1939

RCA RADOTRON DIVISION
RCA MANUFACTURING COMPANY, INC.

92C-5362 R2