

MECHANICAL DATA

Bulb	T-5½
Base	E7-1, Miniature Button 7-Pin
Outline	5-2
Basing	7BT
Cathode	Coated Unipotential
Mounting Position	Any

ELECTRICAL DATA

HEATER CHARACTERISTICS

Heater Voltage	6.3 Volts
Heater Current	150 Ma
Heater-Cathode Voltage	
Heater Negative with Respect to Cathode	90 Volts Max.
Heater Positive with Respect to Cathode	90 Volts Max.

DIRECT INTERELECTRODE CAPACITANCES (Shielded) ¹

Grid to Plate	1.8 μμf
Input	1.7 μμf
Output	1.5 μμf

RATINGS (Design Center Values)

Plate Voltage	300 Volts Max.
Positive Grid No. 1 Voltage	0 Volts Max.
Diode Operation Current Per Plate	0.9 Ma Max.

AVERAGE CHARACTERISTICS

Class A₁ Amplifier		
Plate Voltage	100	250 Volts
Grid No. 1 Voltage ²	-1	-3 Volts
Plate Resistance (Approx.)	61,000	58,000 Ohms
Transconductance	1,150	1,200 μmhos
Plate Current	0.8	1.0 Ma

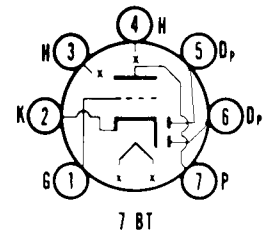
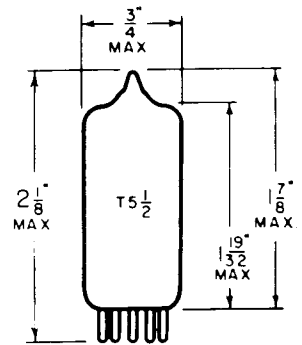
NOTES:

1. Shield No. 316 connected to cathode.
2. Diode biasing of the triode section is not recommended.

QUICK REFERENCE DATA

The Sylvania Type 6AQ6 is a miniature double diode high mu triode designed for service as a combined first audio amplifier, detector and AVC tube in radio receivers.

Characteristics of the 6AQ6 are identical to those of the 6AT6. However, the 6AQ6 employs a 150 Ma heater.



SYLVANIA ELECTRIC PRODUCTS INC.

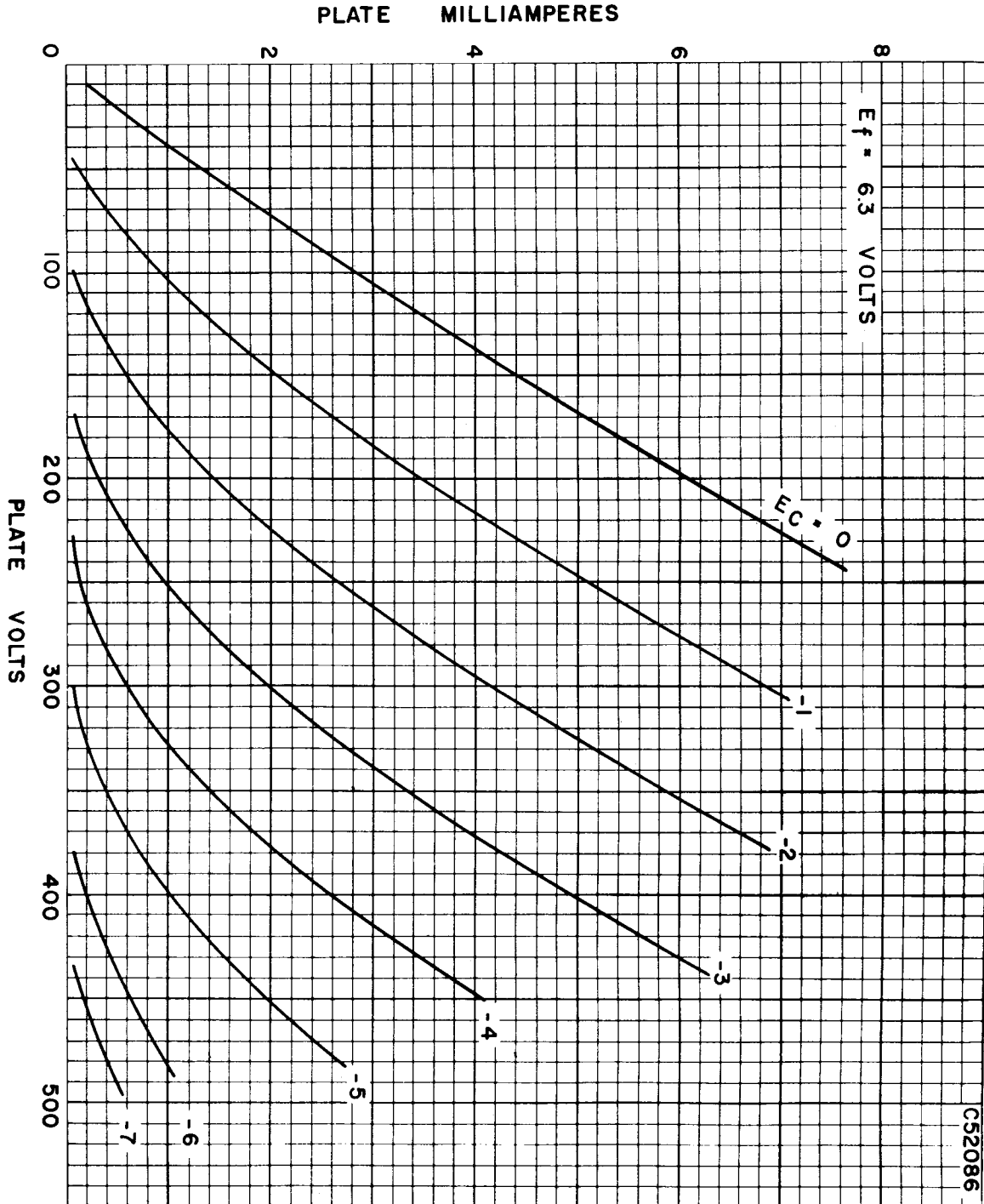
**RADIO TUBE DIVISION
EMPORIUM, PA.**

*Prepared and Released By The
TECHNICAL PUBLICATIONS SECTION
EMPORIUM, PENNSYLVANIA*

APRIL 1955

PAGE 1 OF 3

AVERAGE PLATE CHARACTERISTICS



C52086

AVERAGE DIODE OPERATION CHARACTERISTICS

