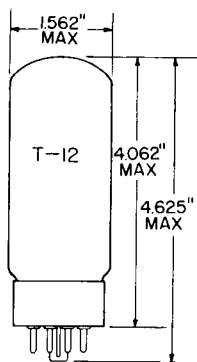


## TUNG-SOL

## TWIN DIODE



GLASS BULB  
SHORT MEDIUM-SHELL  
5 PIN OCTAL  
88-110 OR 88-118  
OUTLINE DRAWING  
JEDEC 12-16

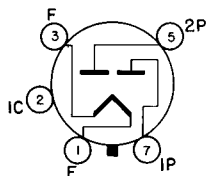
COATED FILAMENT

3.3±0.3 VOLTS 3.8 AMP.

AC OR DC

ANY MOUNTING POSITION

\*OPPOSITE ENDS OF THE DIRECTLY HEATED CATHODE ARE CONNECTED TO PINS 1 AND 3. CATHODE-HEATING VOLTAGE SHOULD BE CONNECTED BETWEEN THESE PINS. OUTPUT CURRENT MAY BE TAKEN FROM EITHER PIN 1 OR PIN 3.



BOTTOM VIEW  
BASING DIAGRAM  
JEDEC 5DE

THE 3DG4 IS A TWIN DIODE WITH A DIRECTLY HEATED FILAMENT DESIGNED FOR USE AS A FULL-WAVE RECTIFIER IN THE POWER SUPPLY OF TELEVISION RECEIVERS.

## RATINGS

INTERPRETED ACCORDING TO DESIGN MAXIMUM SYSTEM

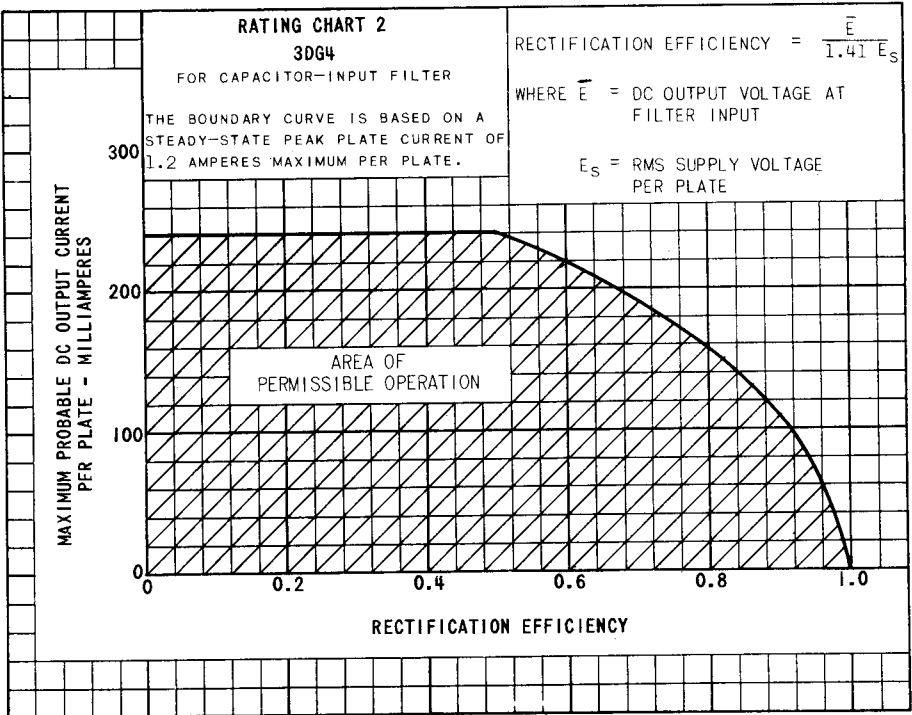
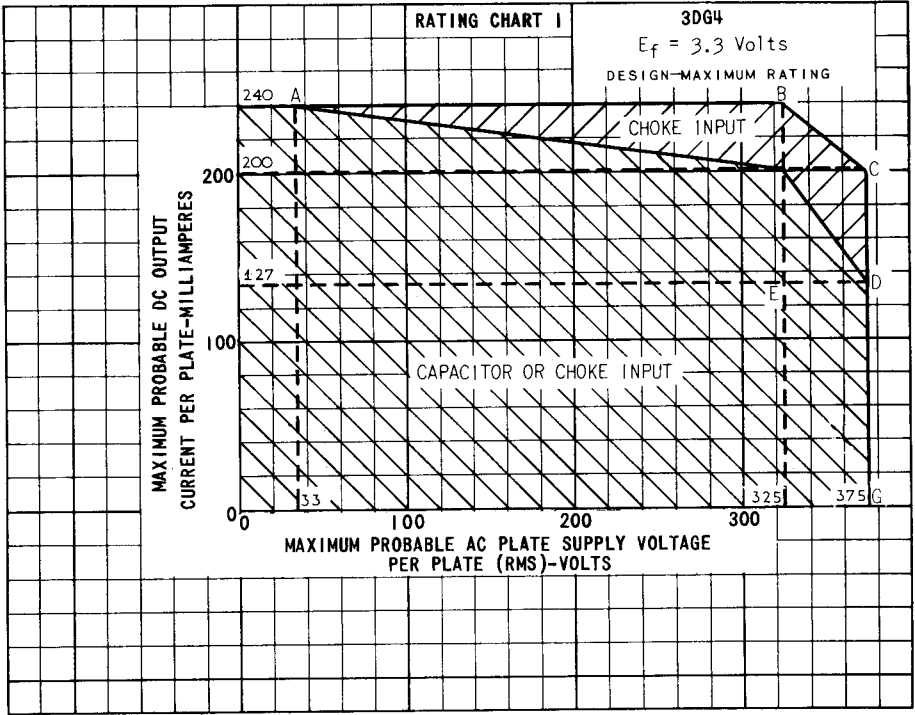
## RECTIFIER SERVICE

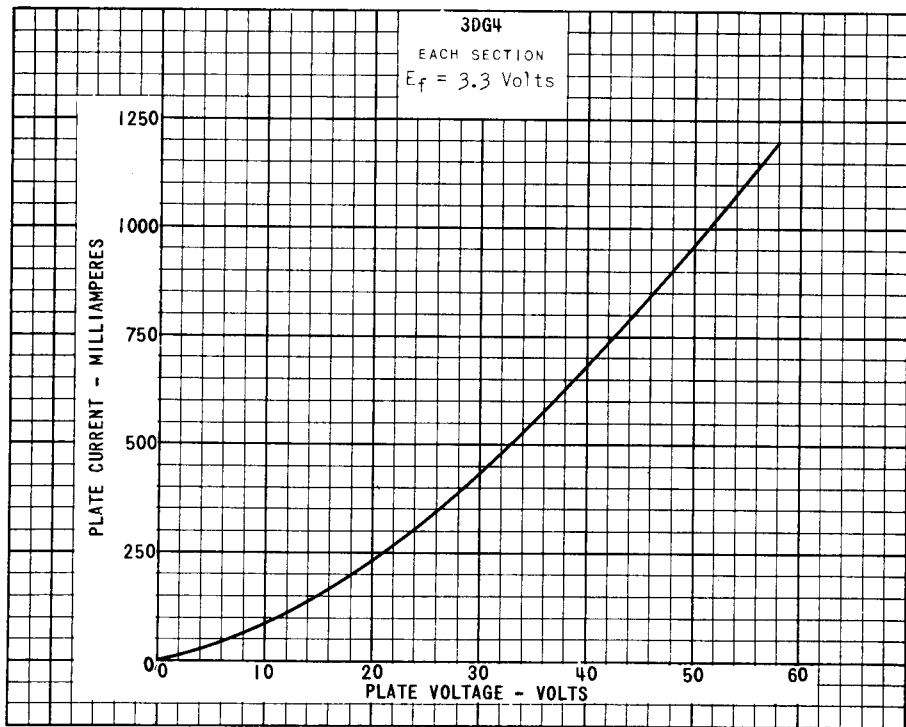
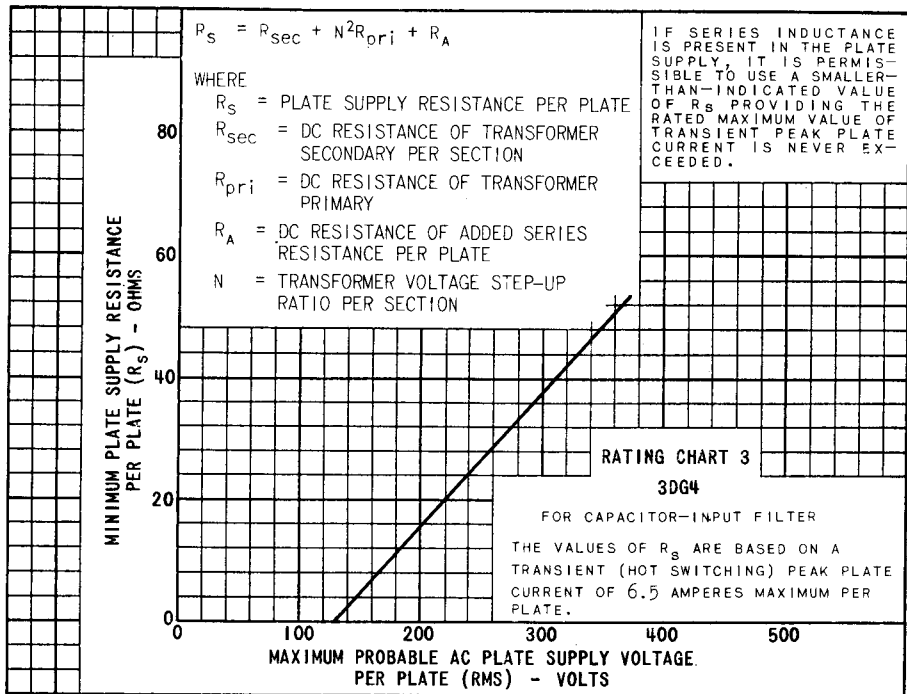
MAXIMUM PEAK INVERSE PLATE VOLTAGE	1050	VOLTS
MAXIMUM AC PLATE-SUPPLY VOLTAGE PER PLATE	SEE RATING CHART	
MAXIMUM STEADY-STATE PEAK PLATE CURRENT PER PLATE	1200	MA.
MAXIMUM TRANSIENT PEAK PLATE CURRENT PER PLATE,	SEE RATING CHART	
MAXIMUM DURATION 0.2 SECOND	6.5	AMP.
MAXIMUM DC OUTPUT CURRENT		
BULB TEMPERATURE AT HOTTEST POINT	200	°C

TYPICAL OPERATING CONDITIONS AND CHARACTERISTICS  
FULL-WAVE RECTIFIER

	CAPACITOR- INPUT FILTER	
AC PLATE-SUPPLY VOLTAGE PER PLATE, RMS	275	VOLTS
FILTER INPUT CAPACITOR	40	μF
TOTAL PLATE-SUPPLY RESISTANCE PER PLATE	32	OHMS
DC OUTPUT CURRENT	350	MA.
DC OUTPUT VOLTAGE AT FILTER INPUT	300	VOLTS
TUBE VOLTAGE DROP		
$I_b = 350$ MA. DC PER PLATE	25	VOLTS

DESIGN-MAXIMUM RATINGS ARE LIMITING VALUES OF OPERATING AND ENVIRONMENTAL CONDITIONS APPLICABLE TO A BOGEY ELECTRON DEVICE OF A SPECIFIED TYPE AS DEFINED BY ITS PUBLISHED DATA, AND SHOULD NOT BE EXCEEDED UNDER THE WORST PROBABLE CONDITIONS. THE DEVICE MANUFACTURER CHOOSES THESE VALUES TO PROVIDE ACCEPTABLE SERVICEABILITY OF THE DEVICE, TAKING RESPONSIBILITY FOR THE EFFECTS OF CHANGES IN OPERATING CONDITIONS DUE TO VARIATIONS IN DEVICE CHARACTERISTICS. THE EQUIPMENT MANUFACTURER SHOULD DESIGN SO THAT INITIALLY AND THROUGHOUT LIFE NO DESIGN-MAXIMUM VALUE FOR THE INTENDED SERVICE IS EXCEEDED WITH A BOGEY DEVICE UNDER THE WORST PROBABLE OPERATING CONDITIONS WITH RESPECT TO SUPPLY-VOLTAGE VARIATION, EQUIPMENT COMPONENT VARIATION, EQUIPMENT CONTROL ADJUSTMENT, LOAD VARIATION, SIGNAL VARIATION, AND ENVIRONMENTAL CONDITIONS.





PRINTED IN U.S.A.

