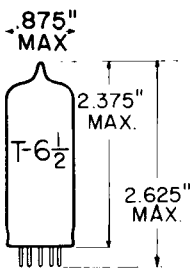


TUNG-SOL

TWIN PENTODE

MINIATURE TYPE



GLASS BULB
SMALL BUTTON
9 PIN BASE E9-1
OUTLINE DRAWING
JEDEC 6-3

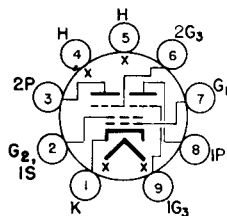
COATED UNIPOTENTIAL CATHODE

HEATER

3.15 VOLTS 600 ± 40 MA.

AC OR DC

ANY MOUNTING POSITION



BOTTOM VIEW
BASING DIAGRAM
JEDEC 9FG

THE 3BU8 IS A MINIATURE MULTISECTION TUBE WHICH INCORPORATES SEPARATE PLATES AND NUMBER 3 GRIDS FOR THE TWO SECTIONS TOGETHER WITH A COMMON SCREEN, NUMBER 1 GRID, AND CATHODE. THE TUBE IS INTENDED FOR USE AS A COMBINED SYNC-AGC TUBE IN TELEVISION RECEIVERS. IN THIS SERVICE, WHEN USED IN CONJUNCTION WITH SUITABLE CIRCUITRY, ONE SECTION OF THE 3BU8 FUNCTIONS AS SYNC SEPARATOR AND SYNC CLIPPER, WHILE THE OTHER SECTION IS USED TO GENERATE THE AUTOMATIC-GAIN-CONTROL VOLTAGE. IN ADDITION, BY UTILIZING THE COMMON, #1 GRID, NOISE PULSES CAN BE SUPPRESSED FROM BOTH SYNCHRONIZING AND AUTOMATIC-GAIN-CONTROL CIRCUITS. THERMAL CHARACTERISTICS OF THE HEATER ARE CONTROLLED SUCH THAT HEATER VOLTAGE SURGES DURING THE WARM-UP CYCLE ARE MINIMIZED PROVIDED IT IS USED WITH OTHER TYPES WHICH ARE SIMILARLY CONTROLLED. EXCEPT FOR HEATER RATINGS THE 3BU8 IS IDENTICAL TO THE 6BU8.

DIRECT INTERELECTRODE CAPACITANCES - APPROX.
WITHOUT EXTERNAL SHIELD

GRID #3 TO PLATE, (EACH SECTION)	1.9	pf
GRID #1 TO ALL	6.0	pf
GRID #3 TO ALL (EACH SECTION)	3.6	pf
PLATE TO ALL (EACH SECTION)	3.0	pf
GRID #3 (SECTION 1) TO GRID #3 (SECTION 2) MAX.	0.015	pf

RATINGS

→ DESIGN MAXIMUM VALUES - SEE EIA STANDARD RS-239

MAXIMUM PLATE VOLTAGE (EACH SECTION)	300	VOLTS
MAXIMUM SCREEN VOLTAGE	150	VOLTS
MAXIMUM POSITIVE DC GRID #3 VOLTAGE (EACH SECTION)	3.0	VOLTS
MAXIMUM NEGATIVE DC GRID #3 VOLTAGE (EACH SECTION)	50	VOLTS
MAXIMUM PEAK POSITIVE GRID #3 VOLTAGE (EACH SECTION)	50	VOLTS
MAXIMUM NEGATIVE DC GRID #1 VOLTAGE	50	VOLTS
MAXIMUM PLATE DISSIPATION (EACH SECTION)	1.1	WATTS
MAXIMUM SCREEN DISSIPATION	0.75	WATTS
MAXIMUM DC CATHODE CURRENT	12	MA.

CONTINUED ON FOLLOWING PAGE

→ INDICATES A CHANGE.

TUNG-SOL

CONTINUED FROM PRECEDING PAGE

RATINGS - CONT'D

DESIGN MAXIMUM VALUES - SEE EIA STANDARD RS-239

MAXIMUM HEATER-CATHODE VOLTAGE:

HEATER POSITIVE WITH RESPECT TO CATHODE			
DC COMPONENT		100	VOLTS
TOTAL DC AND PEAK		200	VOLTS
HEATER NEGATIVE WITH RESPECT TO CATHODE			
TOTAL DC AND PEAK		200	VOLTS
MAXIMUM GRID #1 CIRCUIT RESISTANCE		0.5	MEGOMMS
MAXIMUM GRID #3 CIRCUIT RESISTANCE (EACH SECTION)		0.5	MEGOMMS
HEATER WARM-UP TIME*		11.0	SECONDS

TYPICAL OPERATING CONDITIONS AND CHARACTERISTICS
BOTH SECTIONS OPERATING

PLATE VOLTAGE (EACH SECTION)	100	100	VOLTS
SCREEN VOLTAGE	67.5	67.5	VOLTS
GRID #3 VOLTAGE (EACH SECTION)	-10	0	VOLTS
GRID #1 VOLTAGE	**	**	
PLATE CURRENT (EACH SECTION)		2.2	MA.
SCREEN CURRENT	6.5	3.3	MA.
CATHODE CURRENT	6.6	7.8	MA.

EACH SECTION SEPARATELY ^A

PLATE VOLTAGE	100	100	VOLTS
SCREEN VOLTAGE	67.5	67.5	VOLTS
GRID #3 VOLTAGE	0	0	VOLTS
GRID #1 VOLTAGE	0	**	VOLTS
GRID #3 TRANSCONDUCTANCE	---	180	μ MHOS
GRID #1 TRANSCONDUCTANCE	1 500	---	μ MHOS
PLATE CURRENT	---	2.2	MA.
GRID #3 VOLTAGE (APPROX.) $I_b=100\mu$ AMPS	---	-4.5	VOLTS
GRID #1 VOLTAGE (APPROX.) $I_b=100\mu$ AMPS	---	2.3	VOLTS

* HEATER WARM-UP TIME IS DEFINED AS THE TIME REQUIRED FOR THE VOLTAGE ACROSS THE HEATER TO REACH 80% OF ITS RATED VOLTAGE AFTER APPLYING 4 TIMES RATED HEATER VOLTAGE TO A CIRCUIT CONSISTING OF THE TUBE HEATER IN SERIES WITH A RESISTANCE OF VALUE 3 TIMES THE NOMINAL HEATER OPERATING RESISTANCE.

**

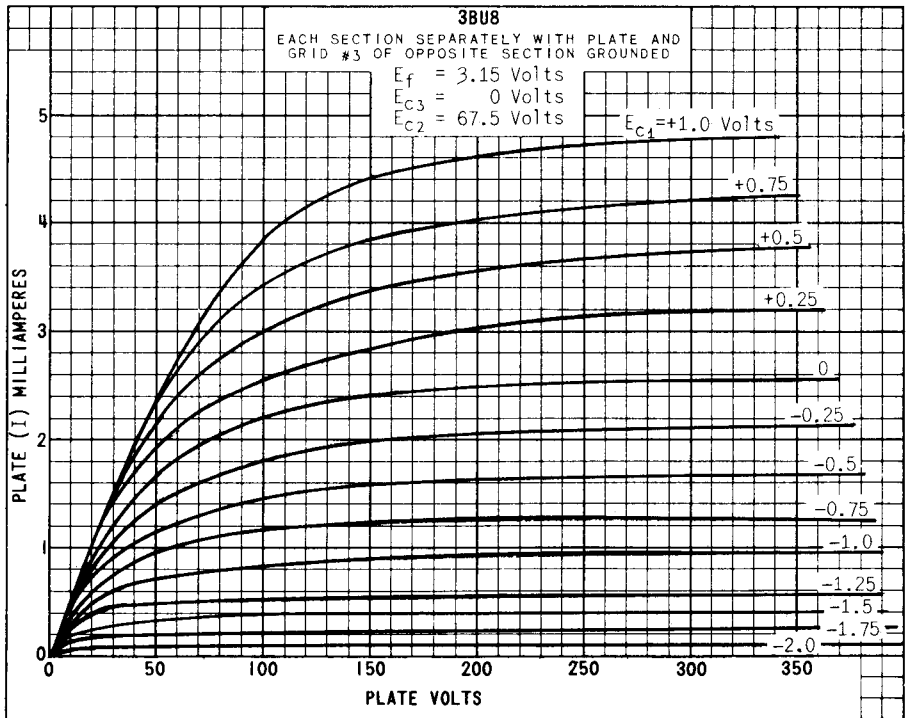
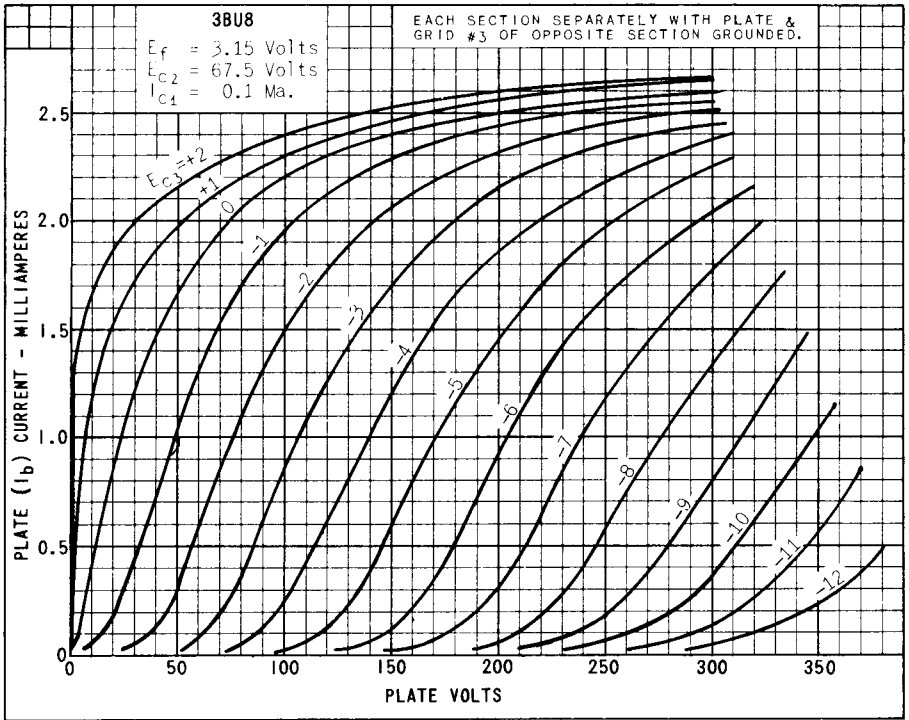
WITH GRID CURRENT ADJUSTED FOR 100 μ AMPS D-C.

A

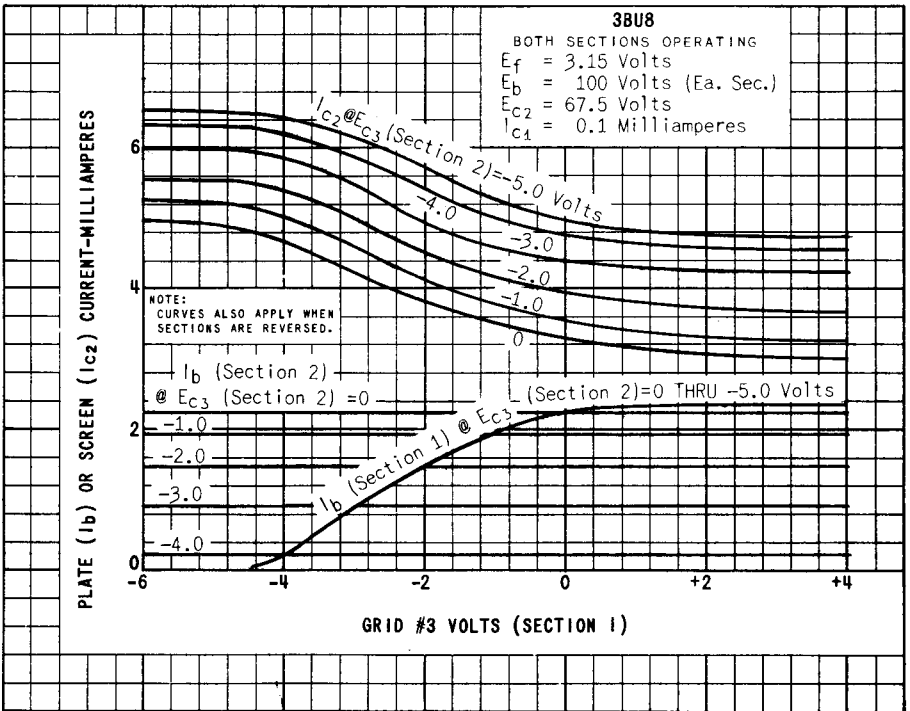
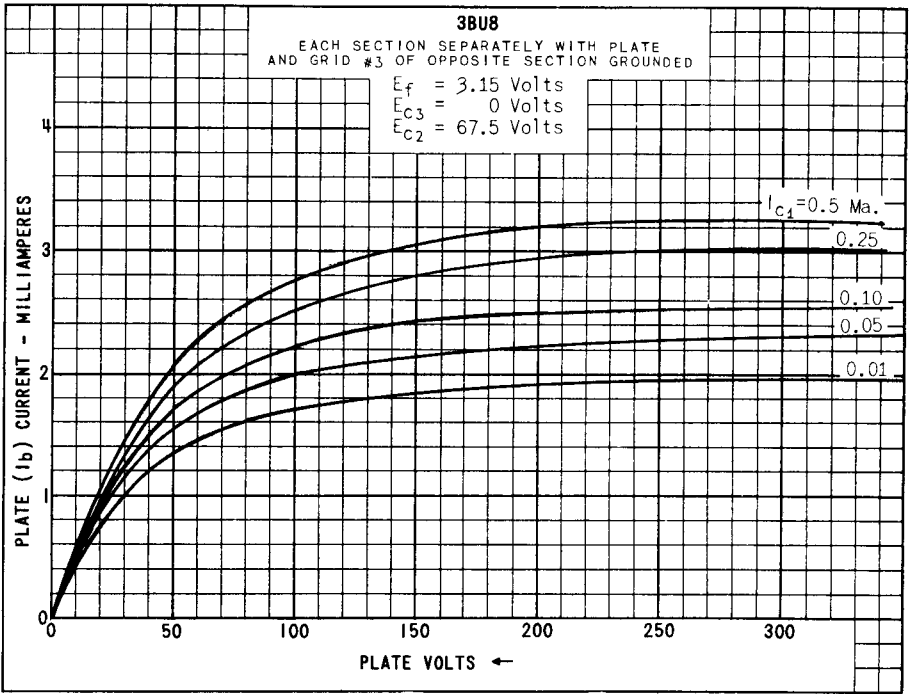
WITH PLATE AND GRID #3 OF OPPOSITE SECTION GROUNDED.

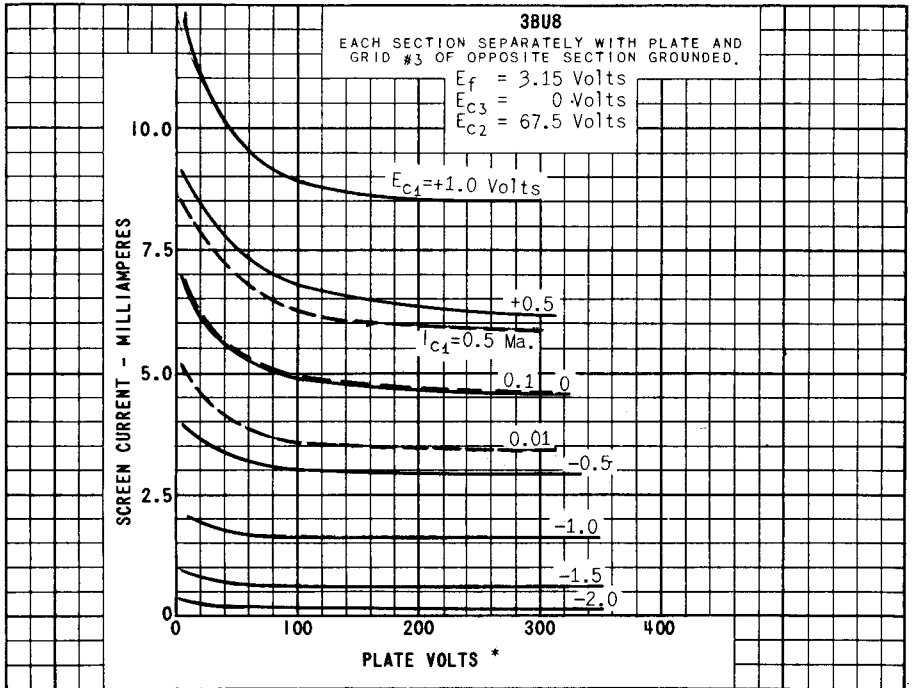
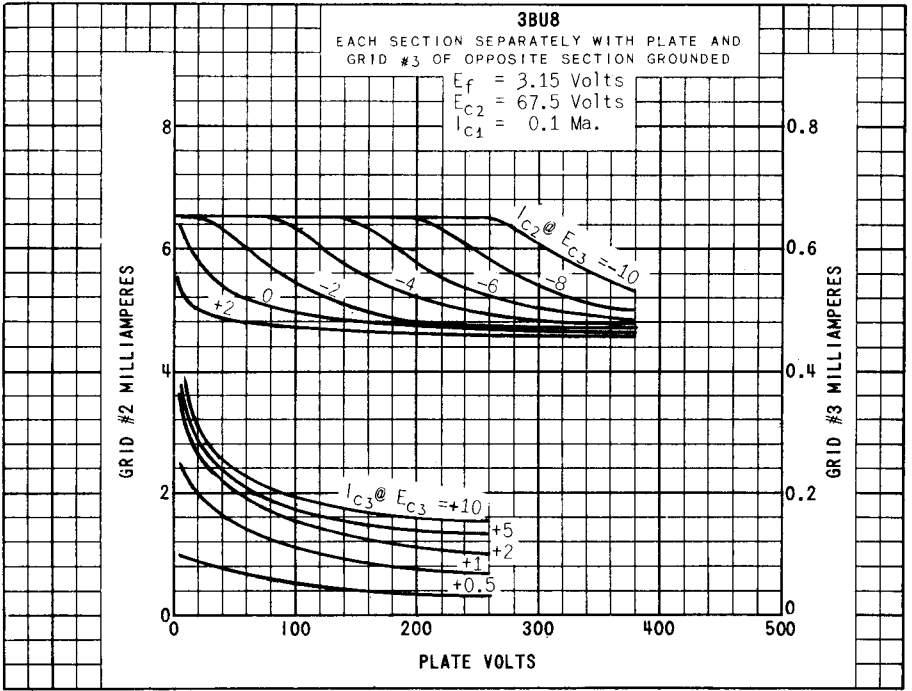
DESIGN-MAXIMUM RATINGS ARE THE LIMITING VALUES EXPRESSED WITH RESPECT TO BOGIE TUBES AT WHICH SATISFACTORY TUBE LIFE CAN BE EXPECTED TO OCCUR. TO OBTAIN SATISFACTORY CIRCUIT PERFORMANCE, THEREFORE, THE EQUIPMENT DESIGNER MUST ESTABLISH THE CIRCUIT DESIGN SO THAT NO DESIGN-MAXIMUM VALUE IS EXCEEDED WITH A BOGIE TUBE UNDER THE WORST PROBABLE OPERATING CONDITIONS WITH RESPECT TO SUPPLY-VOLTAGE VARIATION, EQUIPMENT COMPONENT VARIATION, EQUIPMENT CONTROL ADJUSTMENT, LOAD VARIATION, AND ENVIRONMENTAL CONDITIONS.

SIMILAR TYPE REFERENCE: Except for heater ratings and heater warm-up time the 3BU8 is identical to the 6BU8.

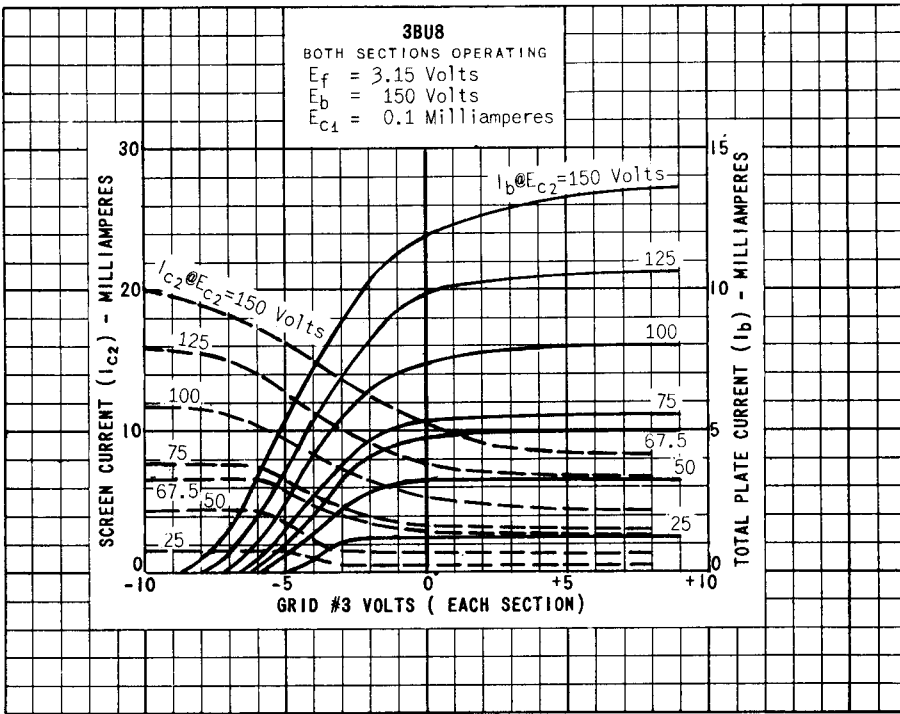
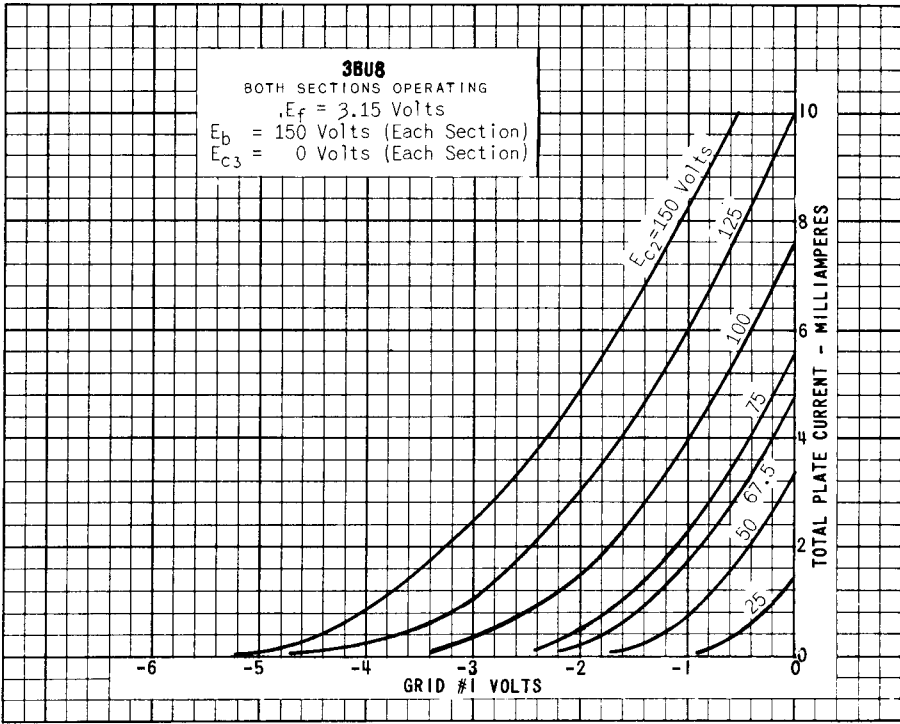


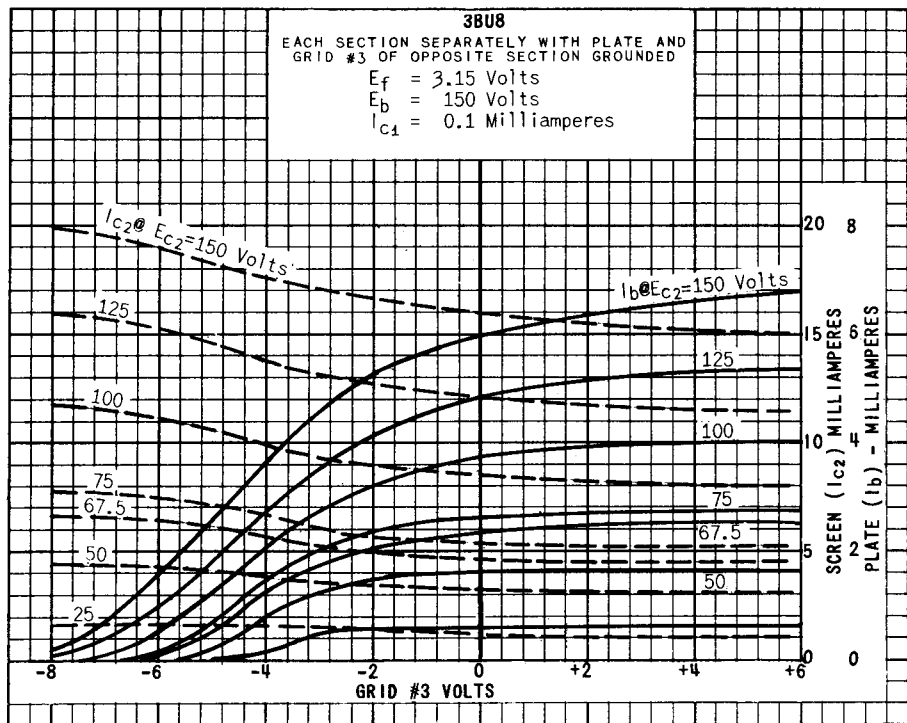
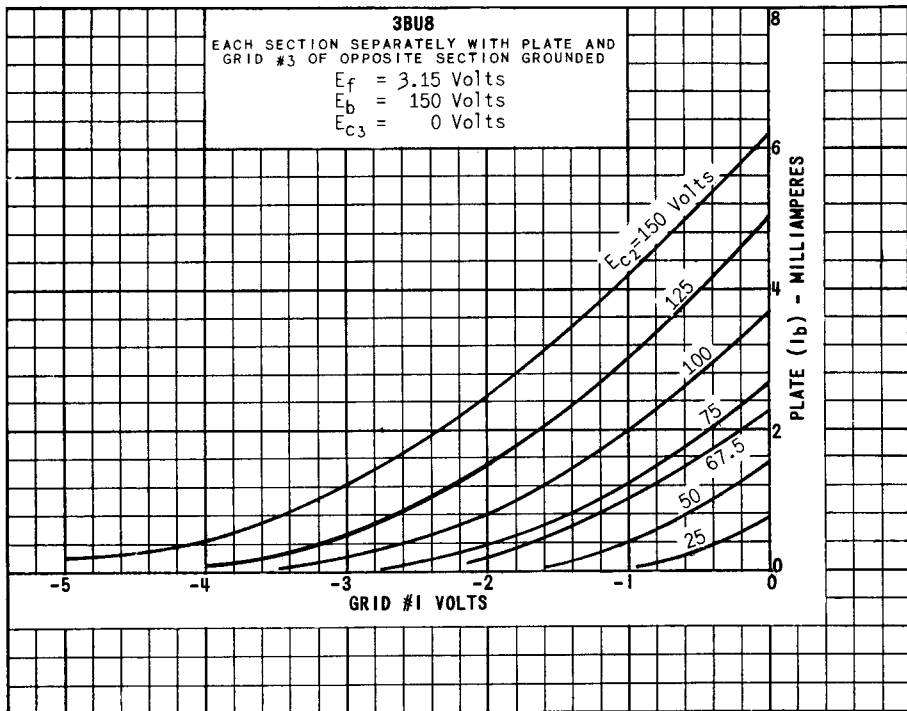
PRINTED IN U. S. A.





POWERED BY U. S. A.





PRINTED IN U. S. A.

