



1610

1610

CRYSTAL-OSCILLATOR PENTODE

Filament	Coated	
Voltage	2.5	a-c or d-c volts
Current	1.75	amp.
Transconductance		
for plate current of 31 ma.	2500	μ mhos
Direct Interelectrode Capacitances:		
Grid to Plate	1.2	μ f
Input	8.6	μ f
Output	13	μ f
Maximum Overall Length		5-3/8"
Maximum Diameter		2-1/16"
Bulb		ST-16
Base		Medium 5-Pin

MAXIMUM RATINGS and TYPICAL OPERATING CONDITIONS**R-F POWER AMPLIFIER & OSCILLATOR - Class C Telegraphy***Key-down conditions per tube without modulation #*

D-C Plate Voltage		400 max.	volts
D-C Screen Voltage (Grid #2)		200 max.	volts
D-C Grid Voltage (Grid #1)		-100 max.	volts
D-C Plate Current		30 max.	ma.
D-C Grid Current		3 max.	ma.
Plate Input		9 max.	watts
Screen Input		2 max.	watts
Plate Dissipation		6 max.	watts
Typical Operation:			
Filament Voltage	2.5	2.5	a-c volts
D-C Plate Voltage	300	400	volts
D-C Screen Voltage	125	150	volts
D-C Grid Voltage	-60 [▲]	-50 [▲]	volts
Peak R-F Grid Voltage	110	75	volts
D-C Plate Current	30	22.5	ma.
D-C Screen Current	13	7	ma.
D-C Grid Current	2.5	1.5	<u>approx. ma.</u>
Driving Power	0.25	0.1	<u>approx. watt</u>
Power Output	5	5	<u>approx. watts</u>

Modulation essentially negative may be used if the positive peak of the audio-frequency envelope does not exceed 115% of the carrier conditions.

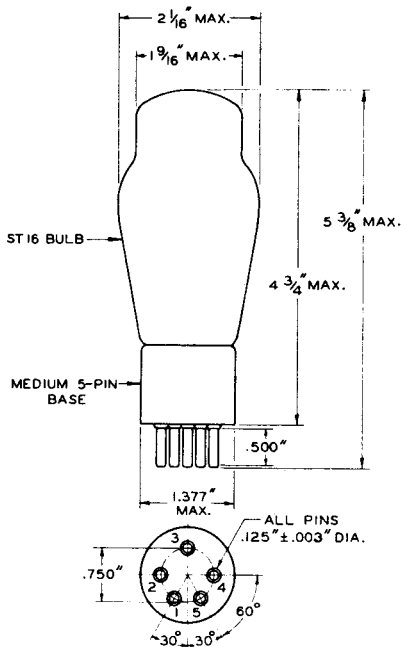
▲ Bias may also be obtained with 30000-ohm grid resistor.

For use of the 1610 at the higher frequencies, refer to sheet
TRANS. TUBE RATINGS vs FREQUENCY.



CRYSTAL-OSCILLATOR PENTODE

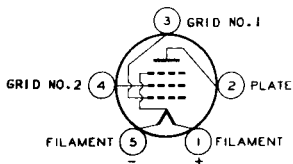
(continued from preceding page)



BOTTOM VIEW OF BASE

92C-4770

TUBE SYMBOL & TOP VIEW
OF
SOCKET CONNECTIONS

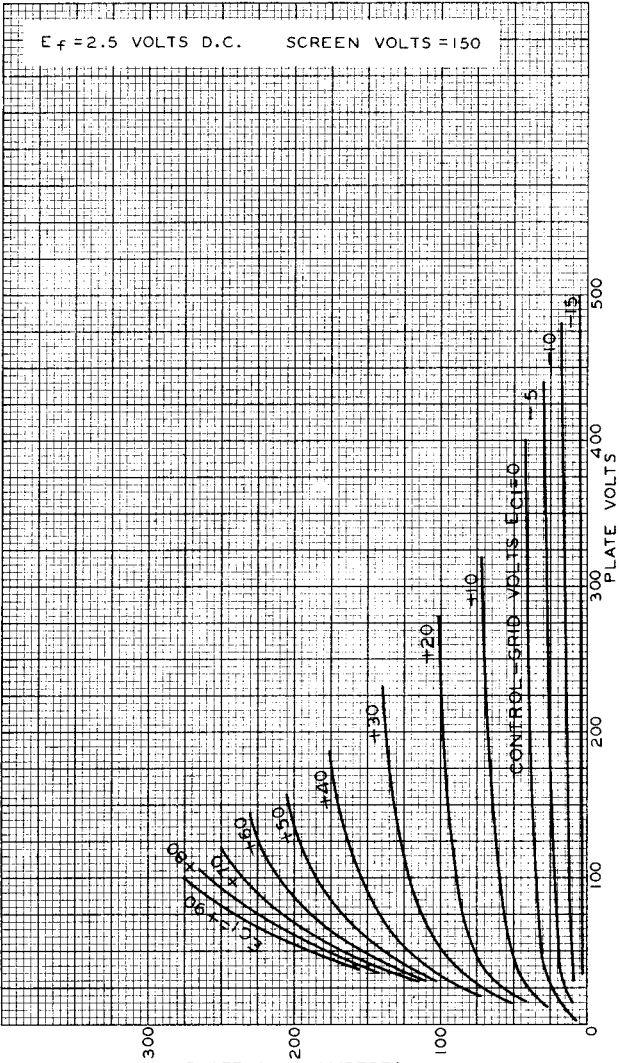




1610

1610

AVERAGE PLATE CHARACTERISTICS



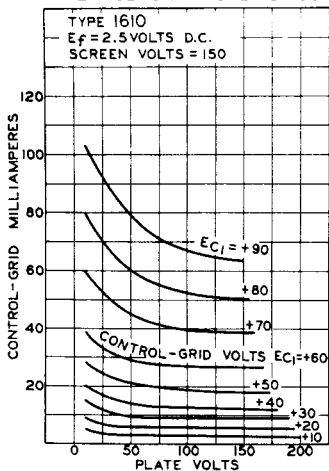
1610



1610

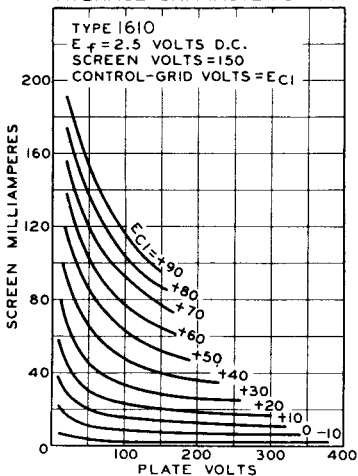
CRYSTAL-OSCILLATOR PENTODE

AVERAGE CHARACTERISTICS



92C-4775

AVERAGE CHARACTERISTICS



92C-4774

JUNE 21, 1937

RCA RADIOTRON DIVISION
 RCA MANUFACTURING COMPANY, INC.

92C-4774 & 4775