

Radio Receiving Set AN/CRW-2, part of a remote control bombing system, consists of a radio receiver and auxiliary equipment, designed for installation in high angle, free falling bombs such as the VB-1 (Azon). In conjunction with Radio Transmitting Equipment RC-186 or AN/ARW-38, this set may be used to control the movement (azimuth only) of the falling bomb up to maximum visual ranges. A high intensity flare attached to the tail of the bomb aids in observing the path of flight.

Radio Receiver R-74/CRW-2, the major component of AN/CRW-2, is a super-regenerative receiver that may be pre-set on any one of five different frequencies between 80 and 90.Mc.

Remote control of the missile may be effected from the airborne control transmitting station (RC-186) by manipulation of the control box to either one of the two control positions ("right" or "left"). This will result in transmitter carrier modulation and transmission of a certain tone for each of the control movements ("right" or "left") that may be desired. At the radio receiver (R-74/CRW-2), the received signal is fed to the two channel audio-filter-selector circuit which discriminates between the two transmitter control tones and relays actuating voltages to the proper control surface servo mechanisms.

Radio Receiving Equipment AN/CRW-2 differs from the equipments listed below as indicated:

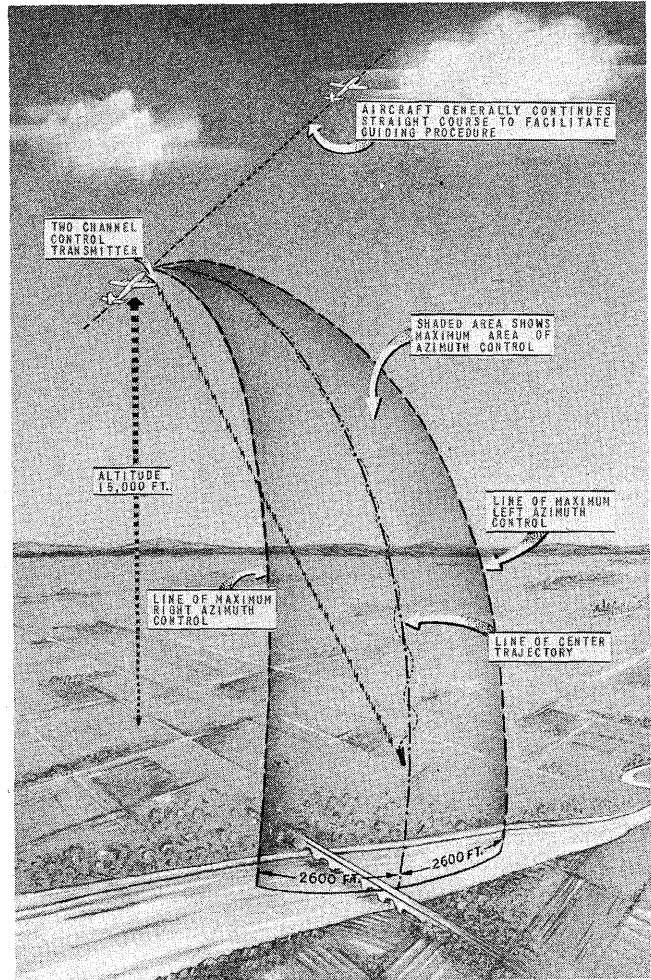
AN/CRW-2A has improved r-f plug-in units and circuit design; the parts are not interchangeable with AN/CRW-2.

AN/CRW-2B has a superheterodyne receiver, no high voltage power supply (operates directly from power source), and has one band switch for tuning through the entire frequency range of 53 to 93 Mc.


AN/CRW-2C is an improved version of AN/CRW-2B and differs from AN/CRW-2 in the same respects.

Note: AN/CRW-2B and AN/CRW-2C were never produced in any quantity.

AN 08-30CRW2-2 is the HOI, and CO-AN 08-30CRW-2-M is the HMI, for AN/CRW-2, and AN/CRW-2A.



Radio Receiving Set AN/CRW-2 installed in vertical type bombs provides for precision pin-point bombing of tactical targets.




Radio Receiving Set AN/CRW-2

Test equipment for maintenance of these units consists of the following:

TS-154/CRW-2	Test Box	Class A Special
AN/CRW-1	Test Equipment	Class A General
AN/CRM-2	Test Equipment	Class B General

POWER INPUT	72 w, 24 v, d-c
FREQUENCY	AN/CRW-2: 80 to 90 Mc AN/CRW-2A: 53 to 93 Mc
TYPE OF SIGNAL	*Modulated C W
RANGE	Line of sight
SENSITIVITY	
AN/CRW-2	30-200 microvolts
AN/CRW-2A	50 microvolts

TUBE COMPLEMENT			
NO.	TYPE	NO.	TYPE
1	6SN7GT	1	6J5
3	6SL7GT	1	6SG7



Radio Receiver R-75/CRW-2A

RADIO RECEIVING SET AN/CRW-2

TOTAL WEIGHT 14 LB

Component	Nomenclature	Size	Weight
Radio Receiver	R-74/CRW-2	4" x 8" x 8"	4 Lb
Tuning Unit	TN-51/CRW-2	3" x 3" x 4"	
Tuning Unit	TN-50/CRW-2	3" x 3" x 4"	
Tuning Unit	TN-49/CRW-2	3" x 3" x 4"	
Tuning Unit	TN-48/CRW-2	3" x 3" x 4"	
Tuning Unit	TN-47/CRW-2	3" x 3" x 4"	
Tuning Unit	TN-45/CRW-2	2" x 2" x 3"	
Tuning Unit	TN-44/CRW-2	2" x 2" x 3"	
Tuning Unit	TN-43/CRW-2	2" x 2" x 3"	
Tuning Unit	TN-42/CRW-2	2" x 2" x 3"	
Tuning Unit	TN-41/CRW-2	2" x 2" x 3"	
Tuning Unit	TN-40/CRW-2	2" x 2" x 3"	
Tuning Unit	TN-39/CRW-2	2" x 2" x 3"	
Tuning Unit	TN-38/CRW-2	2" x 2" x 3"	

RADIO RECEIVING SET AN/CRW-2A

TOTAL WEIGHT 13 LB

Radio Receiver	R-75/CRW-2A	5" x 9" x 8"	13 Lb
----------------	-------------	--------------	-------