

**AN/TTC-39(V)2, (V)4 600 Line and
AN/TTC-39(V)3 300 Line
Automatic Telephone Central Office**

Status: STD: B; NSN: 5805-01-122-3414 (AN/TTC-39(V)2)
 STD: B; NSN: 5805-01-121-4395 (AN/TTC-39(V)3)
 STD: B; NSN: 5805-01-121-9560 (AN/TTC-39(V)4)

Reference: TM 11-5805-681-12-1

General Information

The AN/TTC-39(V)2 and (V)4 service up to 600 analog and digital loops/trunks at corps and above. The AN/TTC-39 permits factory or depot level reconfiguration into a family of circuit switches containing various quantities, types, and mixes of analog and digital switching terminations. The AN/TTC-39(V)3 performs like functions, but at a 300-line capacity. The AN/TTC-39 interfaces with AUTOVON, AUTOSEVOCOM, existing tactical switches (manual and automatic), and commercial central offices. The AN/TTC-39 interfaces with NATO telephone systems using CV-3478. Up to three remote control call service positions supplement the call service function in the AN/TTC-39. It uses analog in-band, out-of-band digital (common channel), and DIBTS. It signals and supervises trunks and lines, including ringdown, DC closure, dial pulse, tone, or digital and provides a compatible connector between subscribers.

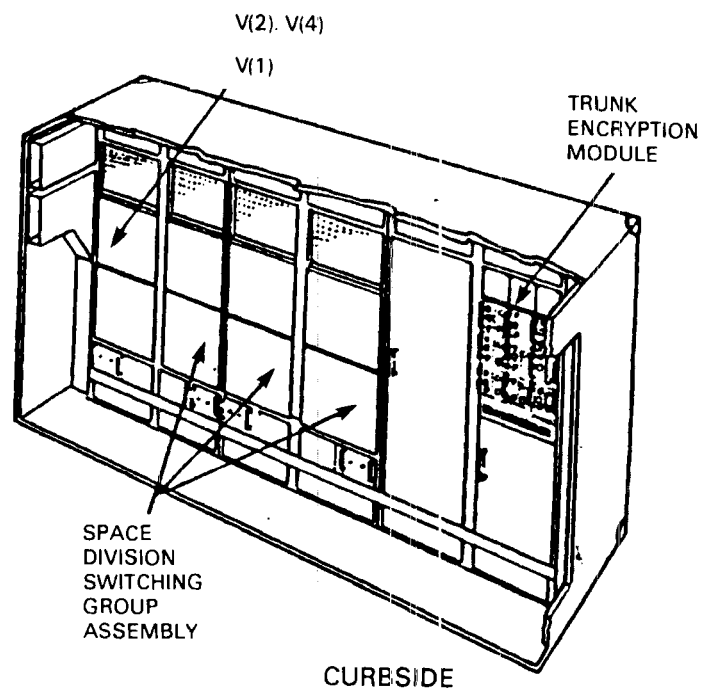
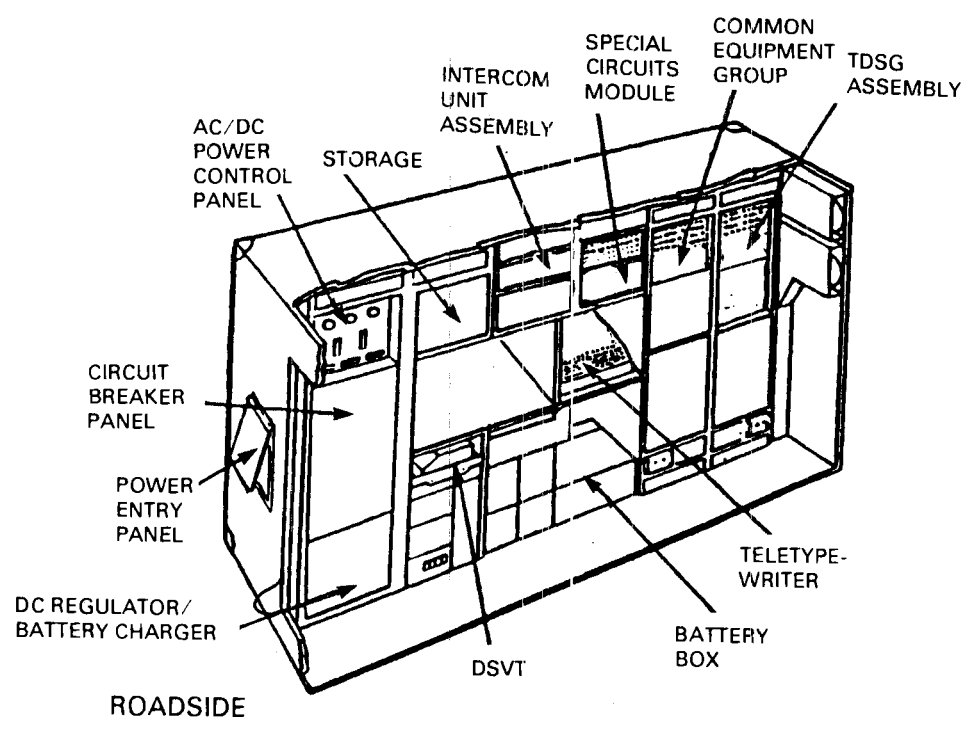
Major Components

<p>600 Line</p> <ul style="list-style-type: none"> 1 Switching Module Assembly S-280B/G (modified) 1 Control Module Assembly S-280B/G (modified) 1 Storage Shelter S-640 1 Maintenance Shelter S-639 1 Master Power Distribution Unit ON-224/T 2 Electric Power Plants AN/MJQ-12 (60 kw) 1 Intershelter Cable Reel Trailer V-528/T 	<p>300 Line</p> <ul style="list-style-type: none"> 1 Switching Plus Control Module Assembly (combined) S-280B/G (modified) 1 Maintenance Shelter S-639 1 Storage Shelter S-640 1 Master Power Distribution Unit ON-224/T 2 Electric Power Plants AN/MJQ-10 (30 kw)
---	---

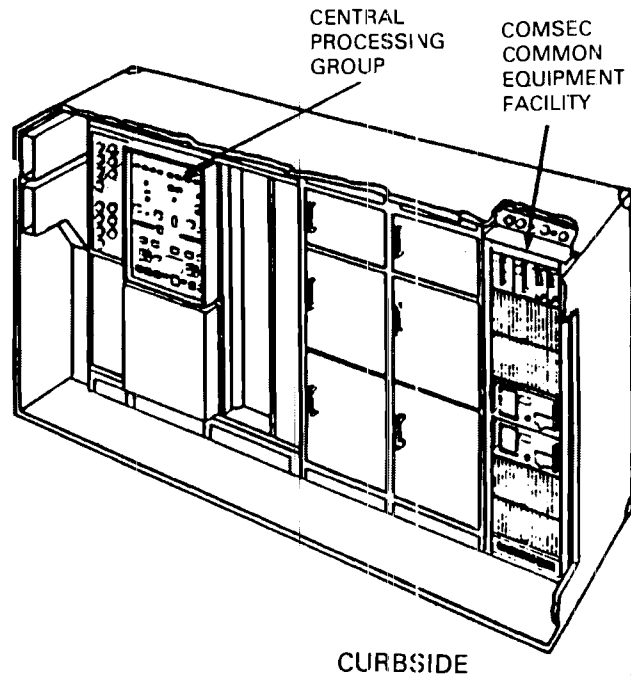
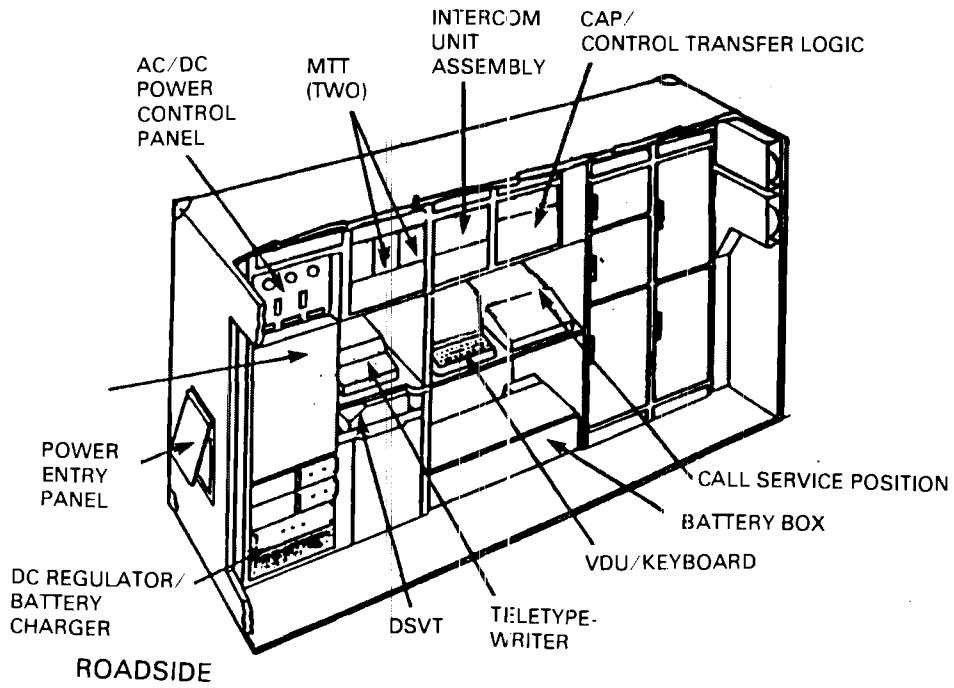
Technical Characteristics

Vehicular Requirement of (V)2, (V)4--Two 5-ton trucks, two 2 1/2-ton trucks
 Vehicular Requirement of (V)3-----One 5-ton truck, two 2 1/2-ton trucks
 Power Requirement-----115/208 V AC, 3-phase 50/60 Hz ((V)4 at 400 Hz)
 Power Consumption (600-line switch):
 Dual Shelter-----39.7 kw
 300-Line Switch-----22.9 kw

AN/TTC-39(V)2, (V)4 Automatic Telephone Central Office (Switching Shelter)



AN/TTC-39(V)2, (V)4 Automatic Telephone Central Office (Control Shelter)



AN/TTC-39(V)3 Automatic Telephone Central Office

