

AN/TRC-145(V)
Radio Terminal Set
• Division LVL

Status: STD-A; NSN: 5820-00-451-5523 (AN/TRC-145(V)1 and AN/TRC-145A(V)1)
STD-A; NSN: 5820-00-451-5590 (AN/TRC-145(V)2 and AN/TRC-145A(V)2)
STD-A; NSN: 5820-00-451-5618 (AN/TRC-145(V)3 and AN/TRC-145A(V)3)
STD-A; NSN: 5820-01-104-4748 (AN/TRC-145B(V)1)
STD-A; NSN: 5820-01-099-3578 (AN/TRC-145B(V)2)
STD-A; NSN: 5820-01-099-3577 (AN/TRC-145B(V)3)

Reference: TM 11-5895-453-14-2

General Information

The AN/TRC-145 is an air- or vehicular-transportable assemblage. It is normally used in division and forward area PCM communications systems for cable, radio terminal, or repeater applications. The two equipment sets of the AN/TRC-145 may be arranged for normal use as a terminal, a repeater, or a radio cable conversion facility as indicated below.

Terminal Arrangements:

- 2 6- or 12-channel secure or nonsecure radio terminal facilities
- 2 6- or 12-channel secure or nonsecure cable terminal facilities
- 1 24-channel secure or nonsecure cable terminal facility
- 2 Separate 12-channel groups of data or teletype over one secure or nonsecure channel of the Multiplexer TD-660 System 1 or 2 (channel 7 dedicated) (on AN/TRC-145B model only)

Repeater Arrangements:

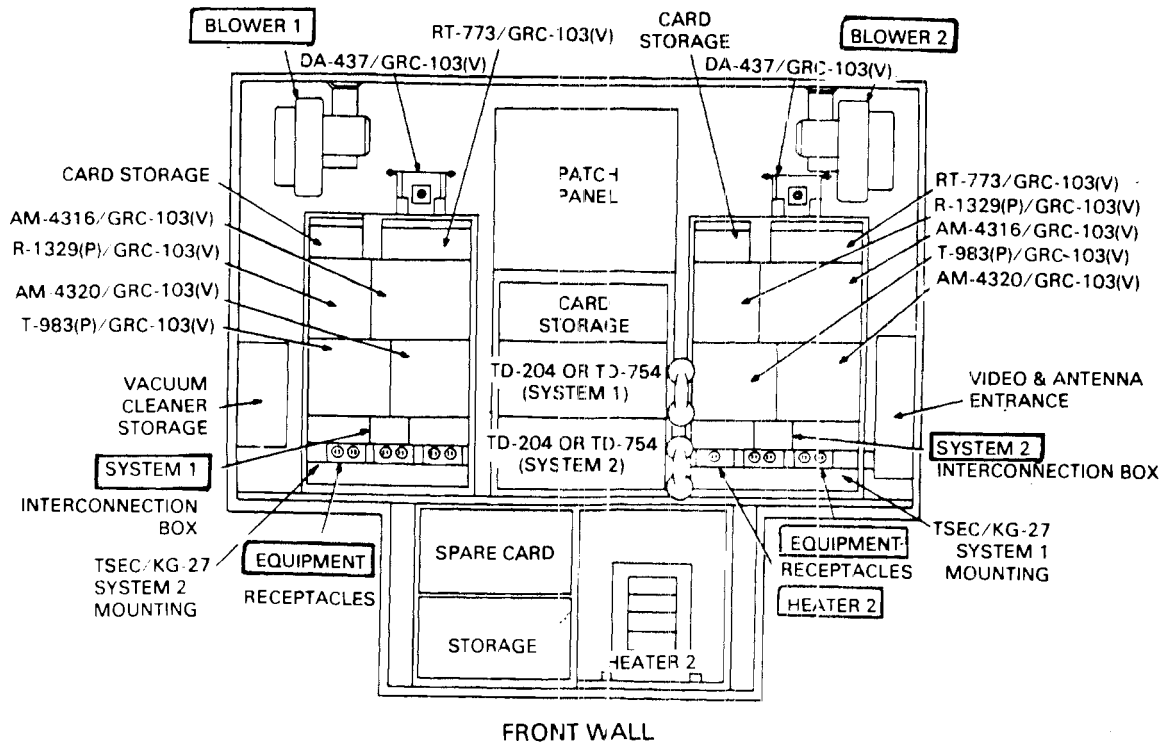
- 1 12- or 24-channel cable repeater facility
- 1 24-channel secure or nonsecure cable repeater with 6- or 12-channel drop-and-insert facility
- 1 Radio repeater facility
- 2 12-channel radio-to-cable conversion

MAJOR COMPONENTS AND DIFFERENCES IN MODELS CONFIGURATION									
EQUIPMENT	AN/TRC-145			AN/TRC-145			AV/TRC-145(B)		
	(V)1	(V)2	(V)3	(V)1	(V)2	(V)3	(V)1	(V)2	(V)3
Radio Set AN/GRC-103(V)1	2			2			2		
Radio Set AN/GRC-103(V)2		2			2			2	
Radio Set AN/GRC-103(V)3			2			2			2
Multiplexer TD-660/U	2	2	2	2	2	2	2	2	2
Telephone Signal Converter CV-1548/G	2	2	2	2	2	2	2	2	2
Multiplexer TD-204/U	2	2	2	NA			NA		
Multiplexer TD-754/G	NA			2	2	2	NA		
High-Speed Serial Data Buffer TD-1065()/G	NA			NA			2	2	2
Time Division Digital Multiplexer TD-1069/G	NA			NA			2	2	2
Telephone Set TA-312/PT	1	1	1	1	1	1	1	1	1
Intercom Station LS-147/F1	1	1	1	1	1	1	1	1	1

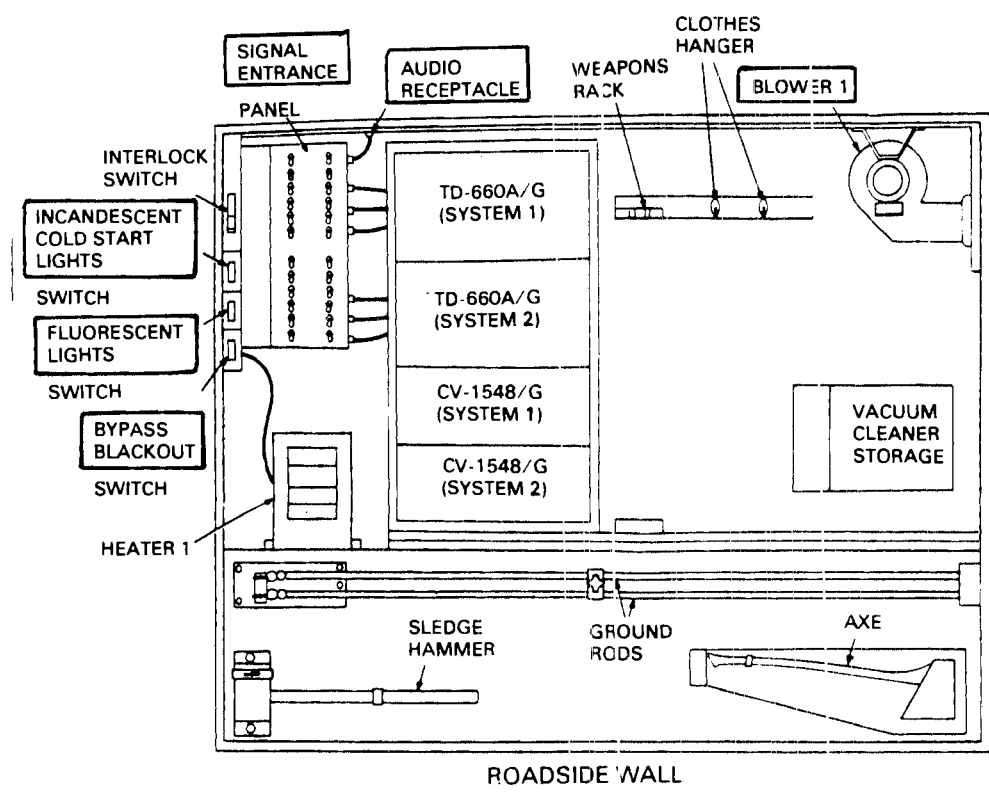
Technical Characteristics

Power Requirement-----115 V AC ±6 V, 50 to 60 Hz
 Power Consumption-----3,000 W (approximately)
 Weight-----670 kg (1,475 lb)
 Vehicular Requirement-----One 1 1/4-ton truck (antenna assembly transported on power unit trailer-- normally a PU-625/G, 3 kw)

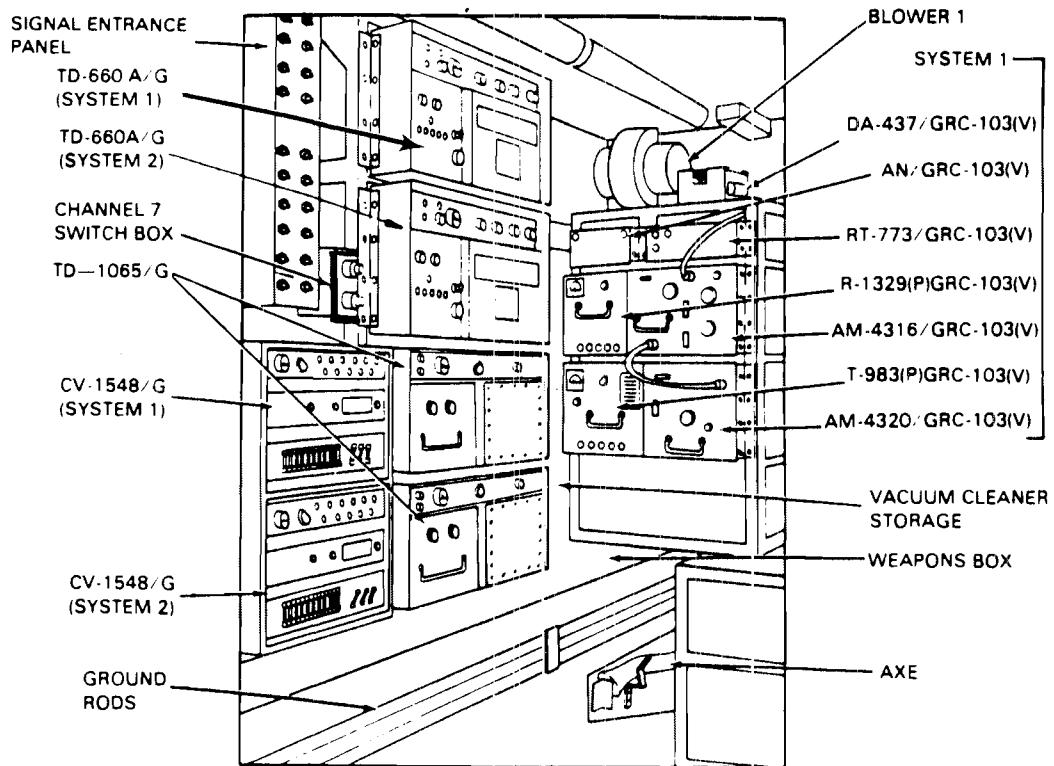
AN/TRC-145(V) Radio Terminal Set



AN/TRC-145(V) Radio Terminal Set (continued)

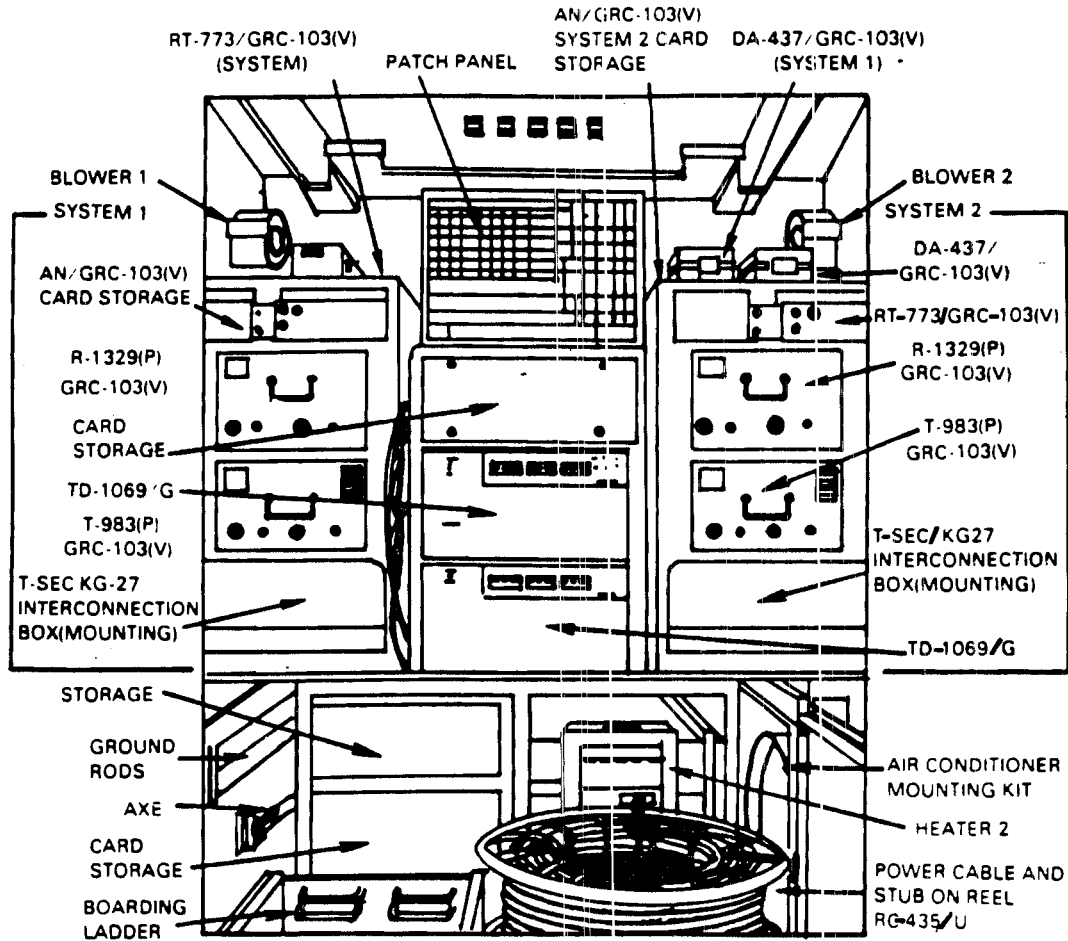


AN/TRC-145B Radio Terminal Set



INTERIOR FRONT
ROADSIDE VIEW

AN/TRC-145B Radio Terminal Set (continued)



FRONT VIEW