

**AN/VRC-12 Series  
Radio Sets**

NSN: 5820-00-223-7412

Reference: TM 11-5820-401-10-1  
TM 11-5820-401-10-2

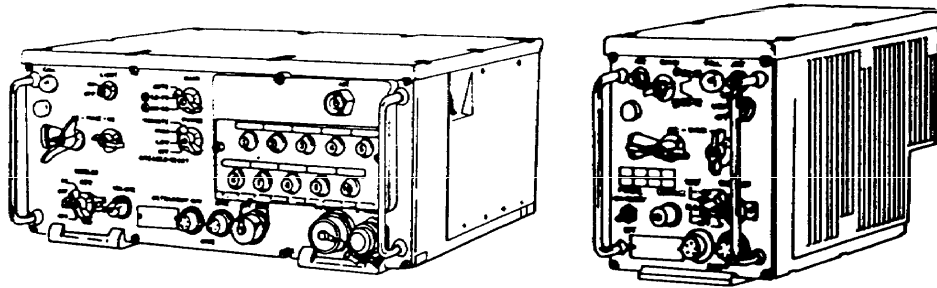
**General Information**

The radio sets in the AN/VRC-12 series are short-range, vehicular, aircraft, and fixed-station mounted units. They provide FM radiotelephone communication and can be used with speech security or digital data equipment TSEC/KY-8, or TSEC/KY-57 by connection through the X-mode facility of the radio sets. Transceivers RT-246 and RT-524 and Receiver R-442 make up the major components of the AN/VRC-12 series radio configuration. The RT-246 has 10 automatic presets and remote select/power capability. The RT-524 is equipped with a built-in loudspeaker.

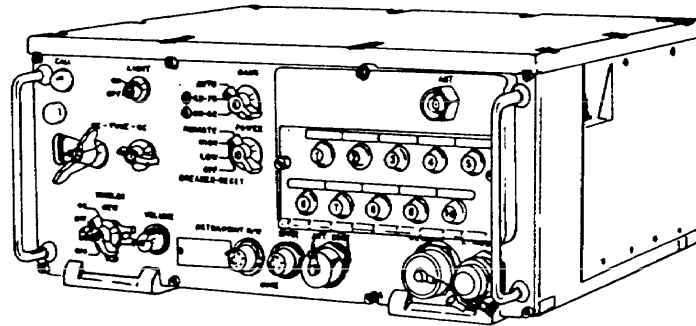
**Technical Characteristics**

Frequency Range	30.00 to 52.95 (A-Band); 53.00 to 75.95 (B-Band)
Planning Range	.8 to 41 km (5 to 25.5 mi)
Power Input	Low power: 0.5 to 8 W, 25 V DC operating power; 0.5 to 10 W, 30 V DC operating power; High power: 35 W minimum, 25 V DC operating power
Power Output	Low, 8W; high, 35 W
Power Source	Vehicular power or Power Supply PP-2953 and Power Supply PP-665
NRI Operation	Using AN/GSA-7, AN/GRA-39, or C-6709/G Antenna -- AT-912 or AS-1729, 3.05 m (10 ft) vehicular whip; OE-254/GRC or fixed RC-292 for installation; and AB-15 or AB-558, 3.35 m (11 ft) whip is used with R-442/VRC
Tuning	Detent
Squelch	150 Hz tone and noise
Type of Service	30K0F3E
Weight	25.5 kg (56 lb), RT-246; 23 kg (51 lb), RT-524; 8.2 kg (18 lb), R-442

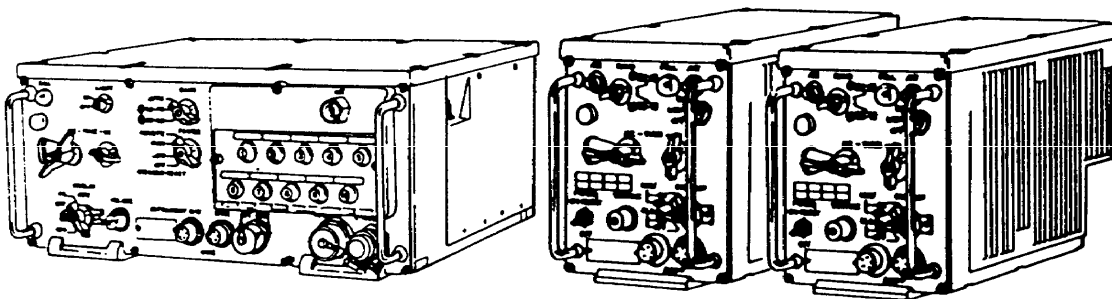
# AN/VRC-12 Series Radio Sets



AN/VRC-12

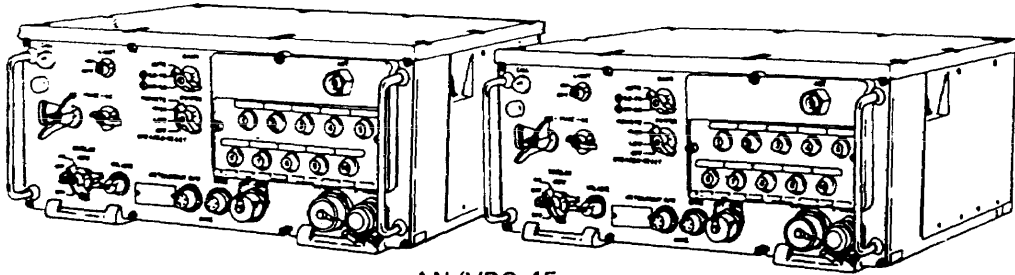


AN/VRC-43

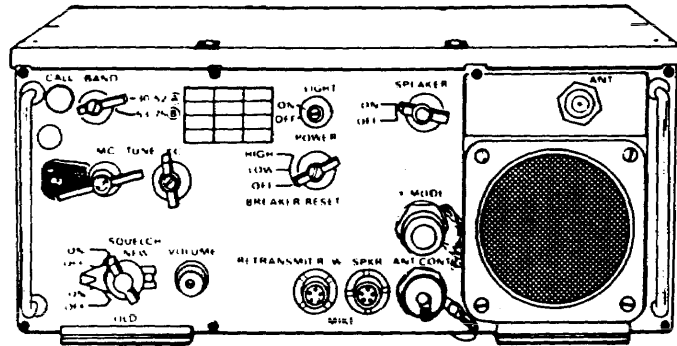


AN/VRC-44

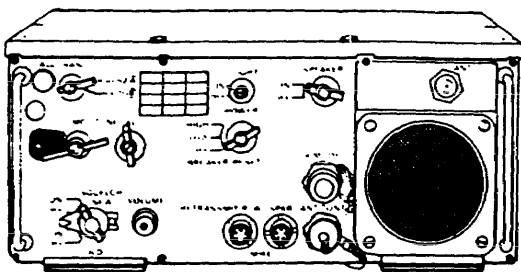
# AN/VRC-12 Series Radio Sets (Cont.)



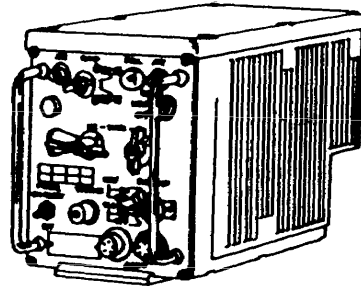
AN/VRC-45




AN/VRC-46



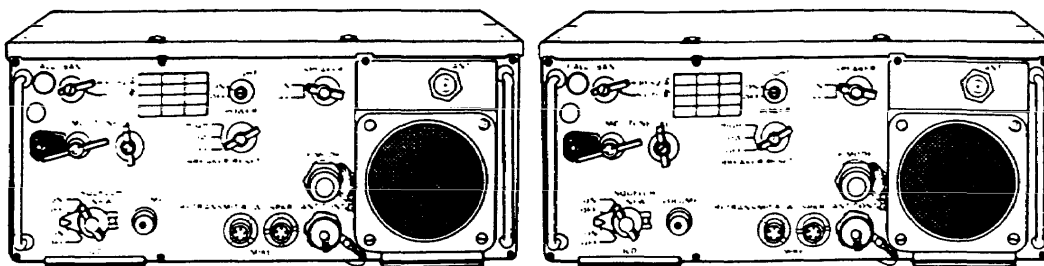
AN/VRC-47



## AN/VRC-12 Series Radio Sets (Cont.)



AN/VRC-48



AN/VRC-49

EQUIPMENT CONFIGURATIONS						
NOMEN	RT-246	R-442	RT-524	C-2299	AT-912 OR AS-1729	AB-15 OR AB-558 WITH ANTENNA ELEMENTS
AN/VRC-12	1	1	0	0	1	1
AN/VRC-43	1	0	0	0	1	1
AN/VRC-44	1	2	0	0	1	2
AN/VRC-45*	2	0	0	1	2	0
AN/VRC-46	0	0	1	0	1	0
AN/VRC-47	0	1	1	0	1	1
AN/VRC-48	0	2	1	0	1	2
AN/VRC-49*	0	0	2	1	2	0

\*When Radio Sets AN/VRC-45 and AN/VRC-49 are equipped with VINSON installation kits, the C-2299 is replaced by the C-10374/VRC.